

MSVR
MOTORSPORT VISION RACING



MONO 
CHAMPIONSHIP

Mono Championship
F3 / 2000 / FR2000 / Classic 2000

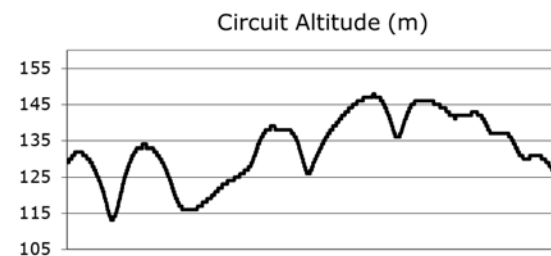
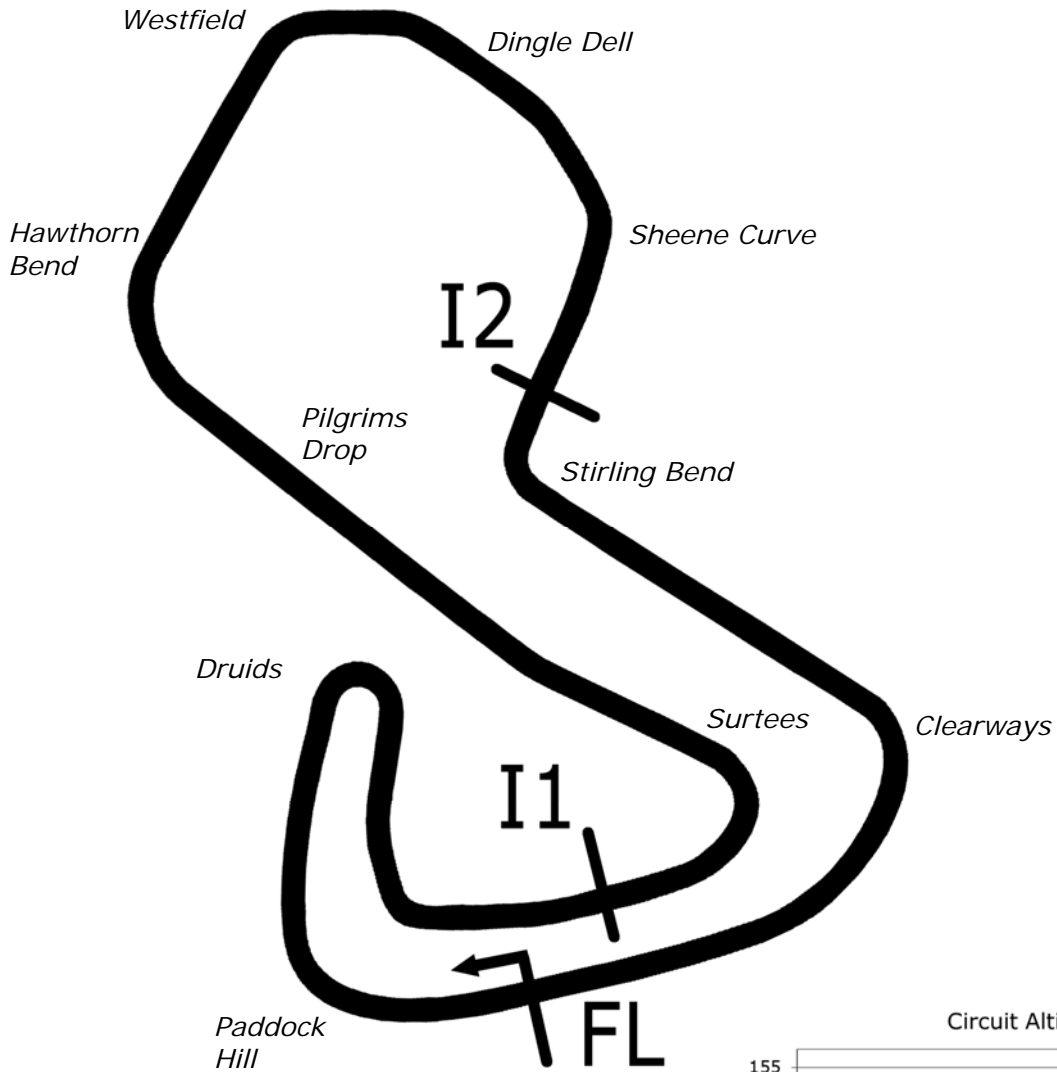
Brands Hatch GP Circuit

20th / 21st May 2017



Results Provided by Timing Solutions Ltd
www.tsl-timing.com

Brands Hatch GP



Length	2.4332 miles	3916.0 m	
FL		51.36032 N	0.26032 E
I1	1116m	51.35934 N	0.25955 E
I2	2928m	51.35532 N	0.26250 E
Pit Entry	3646m	51.35911 N	0.25743 E
Pit Exit	26m after FL	51.36027 N	0.26078 E
Pit Entry-Pit Exit 277m, 16.6s @60kph, 12.4s @80kph			

All results available at www.tsl-timing.com

Mono Championship F3 / 2000 / FR2000 / Classic 2000

QUALIFYING - RACE 5 - CLASSIFICATION

POS	NO	CL	PIC NAME	ENTRY	TIME	ON	LAPS	GAP	DIFF	MPH
1	31	F3	1 Chris DAVISON	Dallara F301	1:39.325	7	7			88.19
2	92	F3	2 Kevin MCLURG	Dallara F399	1:41.411	7	7	2.086	2.086	86.37
3	82	F3	3 Ben CATER	Dallara F306	1:41.554	2	6	2.229	0.143	86.25
4	15	F3	4 Simon TATE	Dallara F302/4	1:41.598	7	7	2.273	0.044	86.22
5	94	F3	5 Ashley DIBDEN	Dallara F301	1:41.636	7	8	2.311	0.038	86.18
6	87	FR2000	1 Hayden EDMONDS	Formula Renault	1:42.950	7	7	3.625	1.314	85.08
7	10	F3	6 Neil HARRISON	Dallara F302	1:43.941	7	7	4.616	0.991	84.27
8	70	F3	7 Chris HODGEN	Dallara F304	1:44.683	3	3	5.358	0.742	83.67
9	79	F3	8 Lee CUNNINGHAM	Dallara F398	1:45.439	8	8	6.114	0.756	83.07
10	27	FR2000	2 James DENSLEY	Tatuus Formula Renault	1:45.725	8	8	6.400	0.286	82.85
11	42	2000	1 Paul BRITTEN	Van Diemen RF00	1:45.809	6	6	6.484	0.084	82.78
12	6	Classic	1 Peter VENN	Anson SA4	1:45.847	7	7	6.522	0.038	82.75
13	26	2000	2 Bryn TOOTELL	Van Diemen RF01	1:46.270	7	7	6.945	0.423	82.43
14	44	2000	3 Kevin OTWAY	Van Diemen F4	1:47.371	7	7	8.046	1.101	81.58
15	89	F3	9 James DREW-WILLIAMS	Lola	1:47.395	7	7	8.070	0.024	81.56
16	36	F3	10 Mike HATTON	Dallara F301	1:47.877	7	7	8.552	0.482	81.20
17	49	F3	11 Richard PURCELL	Dallara F305	1:48.398	7	7	9.073	0.521	80.81
18	40	FR2000	3 Rob MANSER	Formula Renault	1:48.677	7	7	9.352	0.279	80.60
19	21	Classic	2 Ian HUGHES	Van Diemen RF88/XL	1:48.721	6	6	9.396	0.044	80.57
20	56	FR2000	4 Richard CRISP	Formula Renault	1:51.156	2	5	11.831	2.435	78.80
21	46	Classic	3 Jared WOOD	Formula Vauxhall Lotus	1:51.377	7	7	12.052	0.221	78.65
22	32	2000	4 Terry CLARK	Van Diemen RF00	1:52.943	6	6	13.618	1.566	77.55
23	99	2000	5 Mat JORDAN	Van Diemen	1:53.952	7	7	14.627	1.009	76.87
24	96	2000	6 Taylor MACVEAN	Van Diemen RF93	1:54.637	7	7	15.312	0.685	76.41
25	9	2000	7 Peter LAGUE	Van Diemen RF00	1:54.871	7	7	15.546	0.234	76.25
26	5	F3	12 Russell GILES	Dallara F398	1:56.111	7	7	16.786	1.240	75.44
27	230	FR2000	5 Chris VOSPER	Formula Renault	1:56.410	4	4	17.085	0.299	75.24
28	19	Classic	4 Nick CATANZARO	Formula Vauxhall Lotus	2:00.943	6	6	21.618	4.533	72.42
29	64	Classic	5 Marcus SHEARD	Reynard 883	2:09.352	6	6	30.027	8.409	67.72
30	43	Classic	6 Andrew BARRON	Formula Vauxall Lotus	2:24.551	3	4	45.226	15.199	60.60
31	14	2000	8 Robert SMITH	Dallara F395			3			

Cars 42 and 82 - Please fit a working transponder

Weather / Track : Bright / Dry

These results are provisional until the conclusion of any judicial and technical matters.

Brands Hatch GP

Circuit Length = 2.4332 miles

Start: 12:17 Flag 12:32 End: 12:35

Clerk Of Course :	Timekeeper :
-------------------	--------------

Mono Championship F3 / 2000 / FR2000 / Classic 2000

QUALIFYING - RACE 10 - 2ND FASTEST CLASSIFICATION

POS	NO	CL	PIC NAME	ENTRY	TIME	ON	LAPS	GAP	DIFF	MPH
1	82	F3	1 Ben CATER	Dallara F306	1:41.560	1	6			86.25
2	15	F3	2 Simon TATE	Dallara F302/4	1:42.989	6	7	1.429	1.429	85.05
3	31	F3	3 Chris DAVISON	Dallara F301	1:43.403	6	7	1.843	0.414	84.71
4	94	F3	4 Ashley DIBDEN	Dallara F301	1:44.720	3	8	3.160	1.317	83.65
5	92	F3	5 Kevin MCLURG	Dallara F399	1:46.621	6	7	5.061	1.901	82.15
6	79	F3	6 Lee CUNNINGHAM	Dallara F398	1:47.066	7	8	5.506	0.445	81.81
7	42	2000	1 Paul BRITTEN	Van Diemen RF00	1:47.429	5	6	5.869	0.363	81.54
8	10	F3	7 Neil HARRISON	Dallara F302	1:47.828	3	7	6.268	0.399	81.23
9	6	Classic	1 Peter VENN	Anson SA4	1:48.121	6	7	6.561	0.293	81.01
10	70	F3	8 Chris HODGEN	Dallara F304	1:48.599	2	3	7.039	0.478	80.66
11	27	FR2000	1 James DENSLEY	Tatuus Formula Renault	1:48.601	7	8	7.041	0.002	80.66
12	89	F3	9 James DREW-WILLIAMS	Lola	1:49.012	3	7	7.452	0.411	80.35
13	87	FR2000	2 Hayden EDMONDS	Formula Renault	1:50.832	2	7	9.272	1.820	79.03
14	44	2000	2 Kevin OTWAY	Van Diemen F4	1:51.105	6	7	9.545	0.273	78.84
15	40	FR2000	3 Rob MANSER	Formula Renault	1:51.404	6	7	9.844	0.299	78.63
16	26	2000	3 Bryn TOOTELL	Van Diemen RF01	1:51.935	6	7	10.375	0.531	78.25
17	49	F3	10 Richard PURCELL	Dallara F305	1:51.959	6	7	10.399	0.024	78.24
18	36	F3	11 Mike HATTON	Dallara F301	1:52.059	6	7	10.499	0.100	78.17
19	46	Classic	2 Jared WOOD	Formula Vauxhall Lotus	1:54.314	6	7	12.754	2.255	76.62
20	56	FR2000	4 Richard CRISP	Formula Renault	1:54.638	3	5	13.078	0.324	76.41
21	96	2000	4 Taylor MACVEAN	Van Diemen RF93	1:55.335	6	7	13.775	0.697	75.95
22	99	2000	5 Mat JORDAN	Van Diemen	1:56.806	6	7	15.246	1.471	74.99
23	9	2000	6 Peter LAGUE	Van Diemen RF00	1:59.474	6	7	17.914	2.668	73.32
24	5	F3	12 Russell GILES	Dallara F398	2:00.788	6	7	19.228	1.314	72.52
25	230	FR2000	5 Chris VOSPER	Formula Renault	2:00.951	3	4	19.391	0.163	72.42
26	21	Classic	3 Ian HUGHES	Van Diemen RF88/XL	2:03.702	2	6	22.142	2.751	70.81
27	32	2000	7 Terry CLARK	Van Diemen RF00	2:05.932	3	6	24.372	2.230	69.56
28	19	Classic	4 Nick CATANZARO	Formula Vauxhall Lotus	2:11.316	2	6	29.756	5.384	66.70
29	64	Classic	5 Marcus SHEARD	Reynard 883	2:17.133	3	6	35.573	5.817	63.87
30	43	Classic	6 Andrew BARRON	Formula Vauxall Lotus	3:03.740	4	4	1:22.180	46.607	47.67
32	14	2000	8 Robert SMITH	Dallara F395			3			

Cars 42 and 82 - Please fit a working transponder

Weather / Track : Bright / Dry

These results are provisional until the conclusion of any judicial and technical matters.

Brands Hatch GP

Circuit Length = 2.4332 miles

Start: 12:17 Flag 12:32 End: 12:35

Clerk Of Course :	Timekeeper :
-------------------	--------------

Mono Championship F3 / 2000 / FR2000 / Classic 2000

QUALIFYING - RACE 5 & 10 - BEST SECTORS

SECTOR 1			SECTOR 2			SECTOR 3			IDEAL / BEST COMPARISON						
POS	NO	NAME	TIME	NO	NAME	TIME	NO	NAME	TIME	POS	NO	NAME	IDEAL	BEST	DIFF
													PERFECT LAP	1:39.206	
1	31	DAVISON	31.327	94	DIBDEN	45.071	31	DAVISON	22.808	1	31	DAVISON	1:39.325	1:39.325	0.000
2	15	TATE	31.594	31	DAVISON	45.190	15	TATE	23.433	2	15	TATE	1:41.148	1:41.598	0.450
3	92	MCLURG	31.806	92	MCLURG	45.911	94	DIBDEN	23.514	3	92	MCLURG	1:41.411	1:41.411	0.000
4	87	EDMONDS	32.122	15	TATE	46.121	92	MCLURG	23.694	4	94	DIBDEN	1:41.636	1:41.636	0.000
5	27	DENSLEY	32.237	87	EDMONDS	46.395	10	HARRISON	24.069	5	87	EDMONDS	1:42.950	1:42.950	0.000
6	70	HODGEN	32.384	79	CUNNINGHAM	46.871	6	VENN	24.289	6	10	HARRISON	1:43.799	1:43.941	0.142
7	10	HARRISON	32.656	10	HARRISON	47.074	87	EDMONDS	24.433	7	70	HODGEN	1:44.467	1:44.683	0.216
8	94	DIBDEN	33.051	70	HODGEN	47.350	79	CUNNINGHAM	24.596	8	27	DENSLEY	1:45.215	1:45.725	0.510
9	26	TOOTELL	33.458	27	DENSLEY	47.496	70	HODGEN	24.733	9	6	VENN	1:45.330	1:45.847	0.517
10	6	VENN	33.494	6	VENN	47.547	26	TOOTELL	24.744	10	79	CUNNINGHAM	1:45.439	1:45.439	0.000
11	89	DREW-WILLIAMS	33.933	44	OTWAY	47.845	40	MANSER	25.027	11	26	TOOTELL	1:46.270	1:46.270	0.000
12	79	CUNNINGHAM	33.972	49	PURCELL	47.932	44	OTWAY	25.060	12	44	OTWAY	1:47.065	1:47.371	0.306
13	44	OTWAY	34.160	26	TOOTELL	48.068	89	DREW-WILLIAMS	25.079	13	89	DREW-WILLIAMS	1:47.395	1:47.395	0.000
14	36	HATTON	34.216	89	DREW-WILLIAMS	48.383	32	CLARK	25.098	14	36	HATTON	1:47.808	1:47.877	0.069
15	49	PURCELL	34.246	36	HATTON	48.478	36	HATTON	25.114	15	49	PURCELL	1:48.293	1:48.398	0.105
16	21	HUGHES	34.436	21	HUGHES	48.772	27	DENSLEY	25.482	16	40	MANSER	1:48.677	1:48.677	0.000
17	40	MANSER	34.570	56	CRISP	48.954	21	HUGHES	25.513	17	21	HUGHES	1:48.721	1:48.721	0.000
18	56	CRISP	34.580	40	MANSER	49.080	56	CRISP	25.534	18	56	CRISP	1:49.068	1:51.156	2.088
19	46	WOOD	35.129	46	WOOD	49.869	9	LAGUE	26.107	19	46	WOOD	1:51.377	1:51.377	0.000
20	230	VOSPER	35.438	99	JORDAN	51.416	49	PURCELL	26.115	20	32	CLARK	1:52.943	1:52.943	0.000
21	96	MACVEAN	35.614	5	GILES	51.421	99	JORDAN	26.321	21	99	JORDAN	1:53.952	1:53.952	0.000
22	9	LAGUE	35.639	32	CLARK	51.557	46	WOOD	26.379	22	96	MACVEAN	1:54.511	1:54.637	0.126
23	99	JORDAN	36.215	96	MACVEAN	52.042	5	GILES	26.676	23	9	LAGUE	1:54.871	1:54.871	0.000
24	32	CLARK	36.288	230	VOSPER	52.346	96	MACVEAN	26.855	24	230	VOSPER	1:55.139	1:56.410	1.271
25	19	CATANZARO	37.667	9	LAGUE	53.125	19	CATANZARO	27.216	25	5	GILES	1:56.111	1:56.111	0.000
26	5	GILES	38.014	19	CATANZARO	56.060	230	VOSPER	27.355	26	19	CATANZARO	2:00.943	2:00.943	0.000
27	64	SHEARD	40.641	64	SHEARD	59.049	64	SHEARD	29.662	27	64	SHEARD	2:09.352	2:09.352	0.000
28	14	SMITH	42.117	43	BARRON	1:02.801	14	SMITH	31.043	28	14	SMITH	2:16.564		
29	43	BARRON	42.967	14	SMITH	1:03.404	43	BARRON	34.185	29	43	BARRON	2:19.953	2:24.551	4.598
30										30	42	BRITTEN		1:45.809	
31										31	82	CATER		1:41.554	

Weather / Track : Bright / Dry

Results can be found at www.tsl-timing.com

Brands Hatch GP

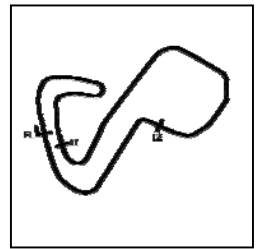
Circuit Length = 2.4332 miles

Start: 12:17 Flag 12:32 End: 12:35

Printed - 12:37 Saturday, 20 May 2017

Mono Championship F3 / 2000 / FR2000 / Classic 2000

QUALIFYING - RACE 5 & 10 - SECTOR ANALYSIS



SECTOR 1 = FL to I1, SECTOR 2 = I1 to I2, SECTOR 3 = I2 to FL, DIFF = Difference To Personal Best Lap, P = Crossed Finish Line in Pit Lane, D = Time Disallowed

P1 31 F3		Chris DAVISON		Dallara F301			
IDEAL LAP TIME : 1:39.325		BEST LAP TIME : 1:39.325		DIFFERENCE : 0.000			
LAP	SECTOR 1	SECTOR 2	SECTOR 3	LAP TIME	MPH	DIFF	TIME OF DAY
1 -	OUTLAP	51.699	27.654	1:57.900	74.29	18.575	12:21:03.441
2 -	34.609	49.916	26.141	1:50.666	79.15	11.341	12:22:54.107
3 -	32.981	47.063	24.922	1:44.966 (3)	83.45	5.641	12:24:39.073
4 -	33.915	1:26.208	51.615	2:51.738	51.00	1:12.413	12:27:30.811
5 -	58.634	1:33.177	34.035	3:05.846	47.13	1:26.521	12:30:36.657
6 -	33.754	46.175	23.474	1:43.403 (2)	84.71	4.078	12:32:20.060
7 -	31.327	45.190	22.808	1:39.325 (1)	88.19		12:33:59.385

P2 92 F3		Kevin MCLURG		Dallara F399			
IDEAL LAP TIME : 1:41.411		BEST LAP TIME : 1:41.411		DIFFERENCE : 0.000			
LAP	SECTOR 1	SECTOR 2	SECTOR 3	LAP TIME	MPH	DIFF	TIME OF DAY
1 -	OUTLAP	51.714	26.004	1:59.784	73.13	18.373	12:21:27.892
2 -	48.823	51.546	26.970	2:07.339	68.79	25.928	12:23:35.231
3 -	35.337	49.599	31.145	1:56.081 (3)	75.46	14.670	12:25:31.312
4 -	39.670	1:00.786	37.944	2:18.400	63.29	36.989	12:27:49.712
5 -	59.550	1:29.233	34.235	3:03.018	47.86	1:21.607	12:30:52.730
6 -	34.039	47.715	24.867	1:46.621 (2)	82.15	5.210	12:32:39.351
7 -	31.806	45.911	23.694	1:41.411 (1)	86.37		12:34:20.762

P3 82 F3		Ben CATER		Dallara F306			
IDEAL LAP TIME :		BEST LAP TIME : 1:41.554		DIFFERENCE :			
LAP	SECTOR 1	SECTOR 2	SECTOR 3	LAP TIME	MPH	DIFF	TIME OF DAY
1 -				1:41.560 (2)	86.25	0.006	12:21:51.859
2 -				1:41.554 (1)	86.25		12:23:33.413
3 -				1:45.792 (3)	82.80	4.238	12:25:19.205
4 -			IN PIT	3:19.568 P	43.89	1:38.014	12:28:38.773
5 -	OUTLAP			2:27.779	59.27	46.225	12:31:06.553
6 -				3:25.298	42.66	1:43.744	12:34:31.851

P4 15 F3		Simon TATE		Dallara F302/4			
IDEAL LAP TIME : 1:41.148		BEST LAP TIME : 1:41.598		DIFFERENCE : 0.450			
LAP	SECTOR 1	SECTOR 2	SECTOR 3	LAP TIME	MPH	DIFF	TIME OF DAY
1 -	OUTLAP	56.272	28.166	2:07.351	68.78	25.753	12:20:55.393
2 -	35.569	51.890	25.522	1:52.981	77.53	11.383	12:22:48.374
3 -	33.776	47.377	24.706	1:45.859 (3)	82.75	4.261	12:24:34.233
4 -	37.898	1:26.280	51.369	2:55.547	49.90	1:13.949	12:27:29.780
5 -	58.592	1:33.265	34.703	3:06.560	46.95	1:24.962	12:30:36.340
6 -	33.435	46.121	23.433	1:42.989 (2)	85.05	1.391	12:32:19.329
7 -	31.594	46.362	23.642	1:41.598 (1)	86.22		12:34:00.927

P5 94 F3		Ashley DIBDEN		Dallara F301			
IDEAL LAP TIME : 1:41.636		BEST LAP TIME : 1:41.636		DIFFERENCE : 0.000			
LAP	SECTOR 1	SECTOR 2	SECTOR 3	LAP TIME	MPH	DIFF	TIME OF DAY
1 -	OUTLAP	52.446	27.149	1:59.192	73.49	17.556	12:20:45.154
2 -	34.676	48.060	24.847	1:47.583 (3)	81.42	5.947	12:22:32.737
3 -	33.949	46.196	24.575	1:44.720 (2)	83.65	3.084	12:24:17.457
4 -	33.974	55.495	31.159	2:00.628	72.61	18.992	12:26:18.085
5 -	41.412	1:03.824	35.284	2:20.520	62.33	38.884	12:28:38.605
6 -	39.444	1:19.473	33.014	2:31.931	57.65	50.295	12:31:10.536
7 -	33.051	45.071	23.514	1:41.636 (1)	86.18		12:32:52.172
8 -	42.496	56.612	24.377	2:03.485	70.93	21.849	12:34:55.657

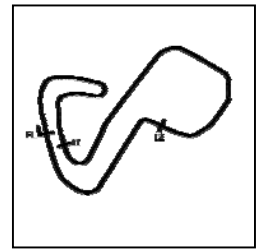
P6 87 FR2000		Hayden EDMONDS		Formula Renault			
IDEAL LAP TIME : 1:42.950		BEST LAP TIME : 1:42.950		DIFFERENCE : 0.000			
LAP	SECTOR 1	SECTOR 2	SECTOR 3	LAP TIME	MPH	DIFF	TIME OF DAY

Weather / Track : Bright / Dry

Brands Hatch GP
Circuit Length = 2.4332 miles
Start: 12:17 Flag 12:32 End: 12:35

Mono Championship F3 / 2000 / FR2000 / Classic 2000

QUALIFYING - RACE 5 & 10 - SECTOR ANALYSIS



SECTOR 1 = FL to I1, SECTOR 2 = I1 to I2, SECTOR 3 = I2 to FL, DIFF = Difference To Personal Best Lap, P = Crossed Finish Line in Pit Lane, D = Time Disallowed

LAP	SECTOR 1	SECTOR 2	SECTOR 3	LAP TIME	MPH	DIFF	TIME OF DAY
1 -	OUTLAP	53.444	26.573	2:00.205	72.87	17.255	12:21:25.760
2 -	35.053	49.923	25.856	1:50.832 (2)	79.03	7.882	12:23:16.592
3 -	35.155	50.326	29.299	1:54.780	76.31	11.830	12:25:11.372
4 -	39.170	1:03.045	47.961	2:30.176	58.33	47.226	12:27:41.548
5 -	58.920	1:30.096	33.077	3:02.093	48.10	1:19.143	12:30:43.641
6 -	34.186	52.957	26.935	1:54.078 (3)	76.78	11.128	12:32:37.719
7 -	32.122	46.395	24.433	1:42.950 (1)	85.08		12:34:20.669

P7 10 F3 Neil HARRISON			Dallara F302				
IDEAL LAP TIME : 1:43.799		BEST LAP TIME : 1:43.941		DIFFERENCE : 0.142			
LAP	SECTOR 1	SECTOR 2	SECTOR 3	LAP TIME	MPH	DIFF	TIME OF DAY
1 -	OUTLAP	54.477	27.078	2:03.721	70.80	19.780	12:20:20.170
2 -	35.793	48.907	25.437	1:50.137	79.53	6.196	12:22:10.307
3 -	33.900	49.306	24.622	1:47.828 (2)	81.23	3.887	12:23:58.135
4 -	32.656	49.174	28.248	1:50.078 (3)	79.57	6.137	12:25:48.213
5 -	37.440	1:00.238	IN PIT	3:56.535 P	37.03	2:12.594	12:29:44.748
6 -	OUTLAP	51.262	25.272	1:57.681	74.43	13.740	12:31:42.429
7 -	32.798	47.074	24.069	1:43.941 (1)	84.27		12:33:26.370

P8 70 F3 Chris HODGEN			Dallara F304				
IDEAL LAP TIME : 1:44.467		BEST LAP TIME : 1:44.683		DIFFERENCE : 0.216			
LAP	SECTOR 1	SECTOR 2	SECTOR 3	LAP TIME	MPH	DIFF	TIME OF DAY
1 -	OUTLAP	52.938	26.562	2:00.296	72.81	15.613	12:20:56.320
2 -	33.363	50.503	24.733	1:48.599 (2)	80.66	3.916	12:22:44.919
3 -	32.384	47.350	24.949	1:44.683 (1)	83.67		12:24:29.602

P9 79 F3 Lee CUNNINGHAM			Dallara F398				
IDEAL LAP TIME : 1:45.439		BEST LAP TIME : 1:45.439		DIFFERENCE : 0.000			
LAP	SECTOR 1	SECTOR 2	SECTOR 3	LAP TIME	MPH	DIFF	TIME OF DAY
1 -	OUTLAP	52.512	26.837	2:00.577	72.64	15.138	12:20:15.424
2 -	36.012	50.600	26.415	1:53.027	77.50	7.588	12:22:08.451
3 -	35.337	50.407	26.162	1:51.906 (3)	78.27	6.467	12:24:00.357
4 -	34.698	50.113	29.016	1:53.827	76.95	8.388	12:25:54.184
5 -	45.674	1:01.851	34.034	2:21.559	61.88	36.120	12:28:15.743
6 -	43.552	1:26.652	38.973	2:49.177	51.77	1:03.738	12:31:04.920
7 -	34.859	47.610	24.597	1:47.066 (2)	81.81	1.627	12:32:51.986
8 -	33.972	46.871	24.596	1:45.439 (1)	83.07		12:34:37.425

P10 27 FR2000 James DENSLEY			Tatuus Formula Renault				
IDEAL LAP TIME : 1:45.215		BEST LAP TIME : 1:45.725		DIFFERENCE : 0.510			
LAP	SECTOR 1	SECTOR 2	SECTOR 3	LAP TIME	MPH	DIFF	TIME OF DAY
1 -	OUTLAP	51.598	26.427	1:57.201	74.74	11.476	12:20:21.888
2 -	35.158	49.221	25.974	1:50.353	79.38	4.628	12:22:12.241
3 -	33.939	49.528	25.482	1:48.949 (3)	80.40	3.224	12:24:01.190
4 -	33.985	47.496	30.976	1:52.457	77.89	6.732	12:25:53.647
5 -	45.268	1:02.040	33.224	2:20.532	62.33	34.807	12:28:14.179
6 -	44.483	1:26.427	37.465	2:48.375	52.02	1:02.650	12:31:02.554
7 -	33.715	48.085	26.801	1:48.601 (2)	80.66	2.876	12:32:51.155
8 -	32.237	47.715	25.773	1:45.725 (1)	82.85		12:34:36.880

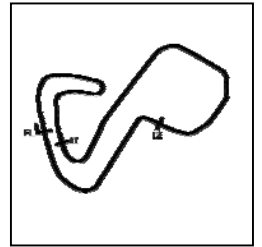
P11 42 2000 Paul BRITTEN			Van Diemen RF00				
IDEAL LAP TIME :		BEST LAP TIME : 1:45.809		DIFFERENCE :			
LAP	SECTOR 1	SECTOR 2	SECTOR 3	LAP TIME	MPH	DIFF	TIME OF DAY
1 -				1:53.265 (3)	77.33	7.456	12:23:05.865
2 -				1:53.602	77.10	7.793	12:24:59.467
3 -				2:35.401	56.36	49.592	12:27:34.868
4 -				3:05.441	47.23	1:19.632	12:30:40.309
5 -				1:47.429 (2)	81.54	1.620	12:32:27.738
6 -				1:45.809 (1)	82.78		12:34:13.547

Weather / Track : Bright / Dry

Brands Hatch GP
Circuit Length = 2.4332 miles
Start: 12:17 Flag 12:32 End: 12:35

Mono Championship F3 / 2000 / FR2000 / Classic 2000

QUALIFYING - RACE 5 & 10 - SECTOR ANALYSIS



SECTOR 1 = FL to I1, SECTOR 2 = I1 to I2, SECTOR 3 = I2 to FL, DIFF = Difference To Personal Best Lap, P = Crossed Finish Line in Pit Lane, D = Time Disallowed

P12 6 Classic Peter VENN			Anson SA4				
IDEAL LAP TIME : 1:45.330		BEST LAP TIME : 1:45.847		DIFFERENCE : 0.517			
LAP	SECTOR 1	SECTOR 2	SECTOR 3	LAP TIME	MPH	DIFF	TIME OF DAY
1 -	OUTLAP	58.115	29.539	2:11.837	66.44	25.990	12:21:19.532
2 -	38.410	50.949	26.251	1:55.610	75.77	9.763	12:23:15.142
3 -	35.741	49.614	30.073	1:55.428 (3)	75.89	9.581	12:25:10.570
4 -	38.890	59.458	48.086	2:26.434	59.82	40.587	12:27:37.004
5 -	59.375	1:32.715	33.921	3:06.011	47.09	1:20.164	12:30:43.015
6 -	34.118	49.714	24.289	1:48.121 (2)	81.01	2.274	12:32:31.136
7 -	33.494	47.547	24.806	1:45.847 (1)	82.75		12:34:16.983

P13 26 2000 Bryn TOOTELL			Van Diemen RF01				
IDEAL LAP TIME : 1:46.270		BEST LAP TIME : 1:46.270		DIFFERENCE : 0.000			
LAP	SECTOR 1	SECTOR 2	SECTOR 3	LAP TIME	MPH	DIFF	TIME OF DAY
1 -	OUTLAP	55.616	28.378	2:06.849	69.05	20.579	12:20:34.062
2 -	36.878	52.774	27.712	1:57.364 (3)	74.63	11.094	12:22:31.426
3 -	37.668	52.746	27.824	1:58.238	74.08	11.968	12:24:29.664
4 -	37.909	1:29.140	51.192	2:58.241	49.14	1:11.971	12:27:27.905
5 -	58.129	1:33.850	35.194	3:07.173	46.80	1:20.903	12:30:43.015
6 -	36.335	49.996	25.604	1:51.935 (2)	78.25	5.665	12:32:27.013
7 -	33.458	48.068	24.744	1:46.270 (1)	82.43		12:34:13.283

P14 44 2000 Kevin OTWAY			Van Diemen F4				
IDEAL LAP TIME : 1:47.065		BEST LAP TIME : 1:47.371		DIFFERENCE : 0.306			
LAP	SECTOR 1	SECTOR 2	SECTOR 3	LAP TIME	MPH	DIFF	TIME OF DAY
1 -	OUTLAP	57.016	29.863	2:08.487	68.17	21.116	12:21:03.181
2 -	37.498	51.414	26.965	1:55.877 (3)	75.59	8.506	12:22:59.058
3 -	35.879	51.554	29.168	1:56.601	75.12	9.230	12:24:55.659
4 -	41.721	1:07.648	48.010	2:37.379	55.66	50.008	12:27:33.038
5 -	58.903	1:32.925	35.038	3:06.866	46.87	1:19.495	12:30:39.904
6 -	35.813	50.232	25.060	1:51.105 (2)	78.84	3.734	12:32:31.009
7 -	34.160	47.845	25.366	1:47.371 (1)	81.58		12:34:18.380

P15 89 F3 James DREW-WILLIAMS			Lola				
IDEAL LAP TIME : 1:47.395		BEST LAP TIME : 1:47.395		DIFFERENCE : 0.000			
LAP	SECTOR 1	SECTOR 2	SECTOR 3	LAP TIME	MPH	DIFF	TIME OF DAY
1 -	OUTLAP	52.494	25.825	1:59.112	73.54	11.717	12:20:13.014
2 -	34.596	50.344	26.141	1:51.081 (3)	78.85	3.686	12:22:04.095
3 -	34.533	49.287	25.192	1:49.012 (2)	80.35	1.617	12:23:53.107
4 -	34.459	49.154	28.753	1:52.366	77.95	4.971	12:25:45.473
5 -	38.335	1:00.654	34.401	2:13.390	65.67	25.995	12:27:58.863
6 -	56.383	1:27.732	38.553	3:02.668	47.95	1:15.273	12:31:01.531
7 -	33.933	48.383	25.079	1:47.395 (1)	81.56		12:32:48.926

P16 36 F3 Mike HATTON			Dallara F301				
IDEAL LAP TIME : 1:47.808		BEST LAP TIME : 1:47.877		DIFFERENCE : 0.069			
LAP	SECTOR 1	SECTOR 2	SECTOR 3	LAP TIME	MPH	DIFF	TIME OF DAY
1 -	OUTLAP	55.722	27.915	2:05.944	69.55	18.067	12:21:03.479
2 -	38.156	51.337	26.974	1:56.467	75.21	8.590	12:22:59.946
3 -	35.866	51.086	29.156	1:56.108 (3)	75.44	8.231	12:24:56.054
4 -	41.935	1:07.721	48.325	2:37.981	55.44	50.104	12:27:34.035
5 -	59.045	1:32.645	34.828	3:06.518	46.96	1:18.641	12:30:40.553
6 -	35.898	51.047	25.114	1:52.059 (2)	78.17	4.182	12:32:32.612
7 -	34.216	48.478	25.183	1:47.877 (1)	81.20		12:34:20.489

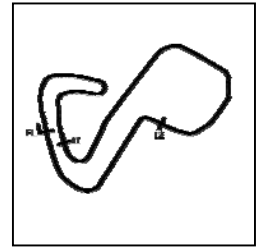
P17 49 F3 Richard PURCELL			Dallara F305				
IDEAL LAP TIME : 1:48.293		BEST LAP TIME : 1:48.398		DIFFERENCE : 0.105			
LAP	SECTOR 1	SECTOR 2	SECTOR 3	LAP TIME	MPH	DIFF	TIME OF DAY
1 -	OUTLAP	55.722	27.915	2:05.944	69.55	18.067	12:21:03.479
2 -	38.156	51.337	26.974	1:56.467	75.21	8.590	12:22:59.946
3 -	35.866	51.086	29.156	1:56.108 (3)	75.44	8.231	12:24:56.054
4 -	41.935	1:07.721	48.325	2:37.981	55.44	50.104	12:27:34.035
5 -	59.045	1:32.645	34.828	3:06.518	46.96	1:18.641	12:30:40.553
6 -	35.898	51.047	25.114	1:52.059 (2)	78.17	4.182	12:32:32.612
7 -	34.216	48.478	25.183	1:47.877 (1)	81.20		12:34:20.489

Weather / Track : Bright / Dry

Brands Hatch GP
Circuit Length = 2.4332 miles
Start: 12:17 Flag 12:32 End: 12:35

Mono Championship F3 / 2000 / FR2000 / Classic 2000

QUALIFYING - RACE 5 & 10 - SECTOR ANALYSIS



SECTOR 1 = FL to I1, SECTOR 2 = I1 to I2, SECTOR 3 = I2 to FL, DIFF = Difference To Personal Best Lap, P = Crossed Finish Line in Pit Lane, D = Time Disallowed

LAP	SECTOR 1	SECTOR 2	SECTOR 3	LAP TIME	MPH	DIFF	TIME OF DAY
1 -	OUTLAP	56.060	28.134	2:07.457	68.72	19.059	12:21:31.425
2 -	36.327	55.323	27.135	1:58.785 (3)	73.74	10.387	12:23:30.210
3 -	35.470	54.209	32.544	2:02.223	71.67	13.825	12:25:32.433
4 -	41.851	1:01.547	35.117	2:18.515	63.24	30.117	12:27:50.948
5 -	1:01.469	1:28.220	36.005	3:05.694	47.17	1:17.296	12:30:56.642
6 -	35.265	50.579	26.115	1:51.959 (2)	78.24	3.561	12:32:48.601
7 -	34.246	47.932	26.220	1:48.398 (1)	80.81		12:34:36.999

P18 40 FR2000 Rob MANSER				Formula Renault			
IDEAL LAP TIME : 1:48.677		BEST LAP TIME : 1:48.677		DIFFERENCE : 0.000			
LAP	SECTOR 1	SECTOR 2	SECTOR 3	LAP TIME	MPH	DIFF	TIME OF DAY
1 -	OUTLAP	55.838	29.508	2:07.446	68.73	18.769	12:20:47.725
2 -	36.504	50.842	25.521	1:52.867	77.61	4.190	12:22:40.592
3 -	35.212	50.764	26.198	1:52.174 (3)	78.09	3.497	12:24:32.766
4 -	38.034	1:26.748	51.306	2:56.088	49.74	1:07.411	12:27:28.854
5 -	58.183	1:33.654	35.482	3:07.319	46.76	1:18.642	12:30:36.173
6 -	36.039	49.771	25.594	1:51.404 (2)	78.63	2.727	12:32:27.577
7 -	34.570	49.080	25.027	1:48.677 (1)	80.60		12:34:16.254

P19 21 Classic Ian HUGHES				Van Diemen RF88/XL			
IDEAL LAP TIME : 1:48.721		BEST LAP TIME : 1:48.721		DIFFERENCE : 0.000			
LAP	SECTOR 1	SECTOR 2	SECTOR 3	LAP TIME	MPH	DIFF	TIME OF DAY
1 -	OUTLAP	58.973	29.267	2:10.524	67.11	21.803	12:20:54.191
2 -	38.991	55.580	29.131	2:03.702 (2)	70.81	14.981	12:22:57.893
3 -	36.574	51.367	IN PIT	4:01.878 P	36.21	2:13.157	12:26:59.771
4 -	OUTLAP	1:05.346	35.898	2:27.839	59.25	39.118	12:29:27.610
5 -	44.607	1:05.107	27.346	2:17.060 (3)	63.91	28.339	12:31:44.670
6 -	34.436	48.772	25.513	1:48.721 (1)	80.57		12:33:33.391

P20 56 FR2000 Richard CRISP				Formula Renault			
IDEAL LAP TIME : 1:49.068		BEST LAP TIME : 1:51.156		DIFFERENCE : 2.088			
LAP	SECTOR 1	SECTOR 2	SECTOR 3	LAP TIME	MPH	DIFF	TIME OF DAY
1 -	OUTLAP	54.575	26.704	2:04.224	70.51	13.068	12:21:26.615
2 -	35.372	50.250	25.534	1:51.156 (1)	78.80		12:23:17.771
3 -	36.661	48.954	29.023	1:54.638 (2)	76.41	3.482	12:25:12.409
4 -	41.061	1:01.070	47.857	2:29.988 (3)	58.40	38.832	12:27:42.397
5 -	58.597	1:30.477	33.464	3:02.538	47.98	1:11.382	12:30:44.935

P21 46 Classic Jared WOOD				Formula Vauxhall Lotus			
IDEAL LAP TIME : 1:51.377		BEST LAP TIME : 1:51.377		DIFFERENCE : 0.000			
LAP	SECTOR 1	SECTOR 2	SECTOR 3	LAP TIME	MPH	DIFF	TIME OF DAY
1 -	OUTLAP	56.750	29.486	2:09.639	67.57	18.262	12:21:13.643
2 -	39.022	53.669	28.432	2:01.123 (3)	72.32	9.746	12:23:14.766
3 -	39.333	53.185	28.784	2:01.302	72.21	9.925	12:25:16.068
4 -	43.859	1:01.481	43.262	2:28.602	58.94	37.225	12:27:44.670
5 -	58.346	1:30.297	34.824	3:03.467	47.74	1:12.090	12:30:48.137
6 -	36.632	51.286	26.396	1:54.314 (2)	76.62	2.937	12:32:42.451
7 -	35.129	49.869	26.379	1:51.377 (1)	78.65		12:34:33.828

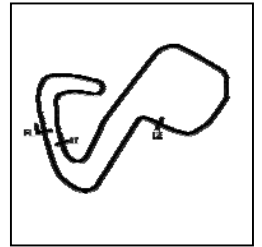
P22 32 2000 Terry CLARK				Van Diemen RF00			
IDEAL LAP TIME : 1:52.943		BEST LAP TIME : 1:52.943		DIFFERENCE : 0.000			
LAP	SECTOR 1	SECTOR 2	SECTOR 3	LAP TIME	MPH	DIFF	TIME OF DAY
1 -	OUTLAP	1:01.345	30.919	2:19.694	62.70	26.751	12:21:30.831
2 -	53.282	57.992	28.485	2:19.759 (3)	62.67	26.816	12:23:50.590
3 -	38.311	56.667	30.954	2:05.932 (2)	69.56	12.989	12:25:56.522
4 -	45.014	1:01.537	33.311	2:19.862	62.63	26.919	12:28:16.384
5 -	44.094	1:26.932	40.120	2:51.146	51.18	58.203	12:31:07.530
6 -	36.288	51.557	25.098	1:52.943 (1)	77.55		12:33:00.473

Weather / Track : Bright / Dry

Brands Hatch GP
Circuit Length = 2.4332 miles
Start: 12:17 Flag 12:32 End: 12:35

Mono Championship F3 / 2000 / FR2000 / Classic 2000

QUALIFYING - RACE 5 & 10 - SECTOR ANALYSIS



SECTOR 1 = FL to I1, SECTOR 2 = I1 to I2, SECTOR 3 = I2 to FL, DIFF = Difference To Personal Best Lap, P = Crossed Finish Line in Pit Lane, D = Time Disallowed

P23 99 2000 Mat JORDAN		Van Diemen					
IDEAL LAP TIME : 1:53.952		BEST LAP TIME : 1:53.952		DIFFERENCE : 0.000			
LAP	SECTOR 1	SECTOR 2	SECTOR 3	LAP TIME	MPH	DIFF	TIME OF DAY
1 -	OUTLAP	59.853	30.292	2:14.482	65.13	20.530	12:20:46.055
2 -	1:08.314	59.573	29.494	2:37.381	55.66	43.429	12:23:23.436
3 -	37.948	57.913	30.600	2:06.461 (3)	69.26	12.509	12:25:29.897
4 -	40.026	1:00.630	37.634	2:18.290	63.34	24.338	12:27:48.187
5 -	59.137	1:30.136	35.170	3:04.443	47.49	1:10.491	12:30:52.630
6 -	36.456	52.822	27.528	1:56.806 (2)	74.99	2.854	12:32:49.436
7 -	36.215	51.416	26.321	1:53.952 (1)	76.87		12:34:43.388

P24 96 2000 Taylor MACVEAN		Van Diemen RF93					
IDEAL LAP TIME : 1:54.511		BEST LAP TIME : 1:54.637		DIFFERENCE : 0.126			
LAP	SECTOR 1	SECTOR 2	SECTOR 3	LAP TIME	MPH	DIFF	TIME OF DAY
1 -	OUTLAP	1:04.388	32.247	2:24.818	60.48	30.181	12:21:07.194
2 -	39.753	57.906	31.380	2:09.039	67.88	14.402	12:23:16.233
3 -	39.670	52.300	30.786	2:02.756 (3)	71.35	8.119	12:25:18.989
4 -	41.961	1:01.850	42.814	2:26.625	59.74	31.988	12:27:45.614
5 -	59.275	1:29.484	34.666	3:03.425	47.75	1:08.788	12:30:49.039
6 -	36.334	52.042	26.959	1:55.335 (2)	75.95	0.698	12:32:44.374
7 -	35.614	52.168	26.855	1:54.637 (1)	76.41		12:34:39.011

P25 9 2000 Peter LAGUE		Van Diemen RF00					
IDEAL LAP TIME : 1:54.871		BEST LAP TIME : 1:54.871		DIFFERENCE : 0.000			
LAP	SECTOR 1	SECTOR 2	SECTOR 3	LAP TIME	MPH	DIFF	TIME OF DAY
1 -	OUTLAP	1:01.947	31.146	2:19.594	62.75	24.723	12:20:48.714
2 -	39.696	59.654	30.707	2:10.057	67.35	15.186	12:22:58.771
3 -	38.564	56.140	29.612	2:04.316 (3)	70.46	9.445	12:25:03.087
4 -	38.992	1:06.303	47.578	2:32.873	57.30	38.002	12:27:35.960
5 -	59.424	1:32.515	34.096	3:06.035	47.08	1:11.164	12:30:41.995
6 -	37.491	54.844	27.139	1:59.474 (2)	73.32	4.603	12:32:41.469
7 -	35.639	53.125	26.107	1:54.871 (1)	76.25		12:34:36.340

P26 5 F3 Russell GILES		Dallara F398					
IDEAL LAP TIME : 1:56.111		BEST LAP TIME : 1:56.111		DIFFERENCE : 0.000			
LAP	SECTOR 1	SECTOR 2	SECTOR 3	LAP TIME	MPH	DIFF	TIME OF DAY
1 -	OUTLAP	1:05.394	33.276	2:28.646	58.93	32.535	12:21:02.463
2 -	42.879	56.290	34.732	2:13.901	65.42	17.790	12:23:16.364
3 -	42.750	56.693	30.813	2:10.256 (3)	67.25	14.145	12:25:26.620
4 -	40.698	59.638	39.611	2:19.947	62.59	23.836	12:27:46.567
5 -	59.165	1:29.631	35.386	3:04.182	47.56	1:08.071	12:30:50.749
6 -	39.149	53.897	27.742	2:00.788 (2)	72.52	4.677	12:32:51.537
7 -	38.014	51.421	26.676	1:56.111 (1)	75.44		12:34:47.648

P27 230 FR2000 Chris VOSPER		Formula Renault					
IDEAL LAP TIME : 1:55.139		BEST LAP TIME : 1:56.410		DIFFERENCE : 1.271			
LAP	SECTOR 1	SECTOR 2	SECTOR 3	LAP TIME	MPH	DIFF	TIME OF DAY
1 -	OUTLAP	1:07.174	50.839	2:42.611	53.86	46.201	12:27:32.034
2 -	58.696	1:33.170	34.356	3:06.222 (3)	47.03	1:09.812	12:30:38.256
3 -	37.051	56.545	27.355	2:00.951 (2)	72.42	4.541	12:32:39.207
4 -	35.438	52.346	28.626	1:56.410 (1)	75.24		12:34:35.617

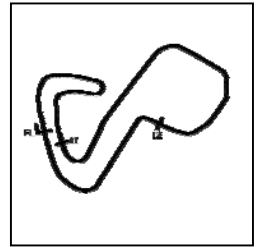
P28 19 Classic Nick CATANZARO		Formula Vauxhall Lotus					
IDEAL LAP TIME : 2:00.943		BEST LAP TIME : 2:00.943		DIFFERENCE : 0.000			
LAP	SECTOR 1	SECTOR 2	SECTOR 3	LAP TIME	MPH	DIFF	TIME OF DAY
1 -	OUTLAP	1:01.473	32.404	2:21.753	61.79	20.810	12:20:47.702
2 -	39.538	59.807	31.971	2:11.316 (2)	66.70	10.373	12:22:59.018
3 -	42.908	1:00.335	31.239	2:14.482 (3)	65.13	13.539	12:25:13.500

Weather / Track : Bright / Dry

Brands Hatch GP
Circuit Length = 2.4332 miles
Start: 12:17 Flag 12:32 End: 12:35

Mono Championship F3 / 2000 / FR2000 / Classic 2000

QUALIFYING - RACE 5 & 10 - SECTOR ANALYSIS



SECTOR 1 = FL to I1, SECTOR 2 = I1 to I2, SECTOR 3 = I2 to FL, DIFF = Difference To Personal Best Lap, P = Crossed Finish Line in Pit Lane, D = Time Disallowed

4 -	44.886	1:01.867	43.156	2:29.909	58.43	28.966	12:27:43.409
5 -	58.519	1:30.277	34.908	3:03.704	47.68	1:02.761	12:30:47.113
6 -	37.667	56.060	27.216	2:00.943 (1)	72.42		12:32:48.056

P29 64 Classic Marcus SHEARD		Reynard 883					
IDEAL LAP TIME : 2:09.352		BEST LAP TIME : 2:09.352		DIFFERENCE : 0.000			
LAP	SECTOR 1	SECTOR 2	SECTOR 3	LAP TIME	MPH	DIFF	TIME OF DAY
1 -	OUTLAP	1:02.738	38.831	2:27.483	59.39	18.131	12:21:18.209
2 -	43.172	1:02.187	31.789	2:17.148 (3)	63.87	7.796	12:23:35.357
3 -	41.604	1:02.194	33.335	2:17.133 (2)	63.87	7.781	12:25:52.490
4 -	45.144	1:02.233	32.833	2:20.210	62.47	10.858	12:28:12.700
5 -	44.802	1:26.726	37.868	2:49.396	51.71	40.044	12:31:02.096
6 -	40.641	59.049	29.662	2:09.352 (1)	67.72		12:33:11.448

P30 43 Classic Andrew BARRON		Formula Vauxall Lotus					
IDEAL LAP TIME : 2:19.953		BEST LAP TIME : 2:24.551		DIFFERENCE : 4.598			
LAP	SECTOR 1	SECTOR 2	SECTOR 3	LAP TIME	MPH	DIFF	TIME OF DAY
1 -	OUTLAP	1:03.233	IN PIT	3:50.664 P	37.97	1:26.113	12:23:10.114
2 -	OUTLAP	1:02.801	34.185	2:23.455	61.06		12:25:33.569
3 -	42.967	1:07.059	34.525	2:24.551 (1)	60.60		12:27:58.120
4 -	55.042	1:28.583	40.115	3:03.740 (2)	47.67	39.189	12:31:01.860


P31 14 2000 Robert SMITH		Dallara F395					
IDEAL LAP TIME : 2:16.564		BEST LAP TIME :		DIFFERENCE :			
LAP	SECTOR 1	SECTOR 2	SECTOR 3	LAP TIME	MPH	DIFF	TIME OF DAY
1 -	OUTLAP	1:03.404	31.043	2:21.105	62.08		12:21:24.012
2 -	42.117	1:29.597	IN PIT	9:46.019 P	14.94		12:31:10.031
3 -	OUTLAP	1:07.014	31.676	2:28.606	58.94		12:33:38.637

Mono Championship F3 / 2000 / FR2000 / Classic 2000

RACE 5 - GRID - AMENDED (15 minutes)

ROW 15	29	43	Andrew BARRON	30	14	Robert SMITH
ROW 14	27	19	Nick CATANZARO	28	64	Marcus SHEARD
ROW 13	25	5	Russell GILES	26	230	Chris VOSPER
ROW 12	23	96	Taylor MACVEAN	24	9	Peter LAGUE
ROW 11	21	32	Terry CLARK	22	99	Mat JORDAN
ROW 10	19	56	Richard CRISP	20	46	Jared WOOD
ROW 9	17	40	Rob MANSER	18	21	Ian HUGHES
ROW 8	15	36	Mike HATTON	16	49	Richard PURCELL
ROW 7	13	26	Bryn TOOTELL	14	44	Kevin OTWAY
ROW 6	11	42	Paul BRITTEN	12	6	Peter VENN
ROW 5	9	79	Lee CUNNINGHAM	10	27	James DENSLEY
ROW 4	7	10	Neil HARRISON	8	70	Chris HODGEN
ROW 3	5	94	Ashley DIBDEN	6	87	Hayden EDMONDS
ROW 2	3	82	Ben CATER	4	15	Simon TATE
ROW 1	1	31	Chris DAVISON	2	92	Kevin MCLURG

Pole



Car 89 withdrawn

Brands Hatch GP
Circuit Length = 2.4332 miles

These results are provisional until the conclusion of any judicial and technical matters.

Clerk Of Course :

Timekeeper :

Mono Championship F3 / 2000 / FR2000 / Classic 2000

RACE 10 - GRID (15 minutes)

ROW 16	31	14 Robert SMITH	3:03.740	30	43 Andrew BARRON
		2:17.133			
ROW 15	29	64 Marcus SHEARD	2:11.316	28	19 Nick CATANZARO
		2:05.932			
ROW 14	27	32 Terry CLARK	2:03.702	26	21 Ian HUGHES
		2:00.951			
ROW 13	25	230 Chris VOSPER	2:00.788	24	5 Russell GILES
		1:59.474			
ROW 12	23	9 Peter LAGUE	1:56.806	22	99 Mat JORDAN
		1:55.335			
ROW 11	21	96 Taylor MACVEAN	1:54.638	20	56 Richard CRISP
		1:54.314			
ROW 10	19	46 Jared WOOD	1:52.059	18	36 Mike HATTON
		1:51.959			
ROW 9	17	49 Richard PURCELL	1:51.935	16	26 Bryn TOOTELL
		1:51.404			
ROW 8	15	40 Rob MANSER	1:51.105	14	44 Kevin OTWAY
		1:50.832			
ROW 7	13	87 Hayden EDMONDS	1:49.012	12	89 James DREW-WILLIAMS
		1:48.601			
ROW 6	11	27 James DENSLEY	1:48.599	10	70 Chris HODGEN
		1:48.121			
ROW 5	9	6 Peter VENN	1:47.828	8	10 Neil HARRISON
		1:47.429			
ROW 4	7	42 Paul BRITTEN	1:47.066	6	79 Lee CUNNINGHAM
		1:46.621			
ROW 3	5	92 Kevin MCLURG	1:44.720	4	94 Ashley DIBDEN
		1:43.403			
ROW 2	3	31 Chris DAVISON	1:42.989	2	15 Simon TATE
		1:41.560			
ROW 1	1	82 Ben CATER			
		Pole			

Brands Hatch GP
Circuit Length = 2.4332 miles

These results are provisional until the conclusion of any judicial and technical matters.

Clerk Of Course :		Timekeeper :	
-------------------	--	--------------	--

Mono Championship F3 / 2000 / FR2000 / Classic 2000

RACE 5 - CLASSIFICATION

POS	NO	CL	PIC	NAME	ENTRY	LAPS	TIME	GAP	DIFF	MPH	BEST	ON
1	82	F3	1	Ben CATER	Dallara F306	11	16:01.820			100.18	1:25.499	6
2	94	F3	2	Ashley DIBDEN	Dallara F301	11	16:02.057	0.237	0.237	100.15	1:25.541	6
3	10	F3	3	Neil HARRISON	Dallara F302	11	16:19.461	17.641	17.404	98.37	1:26.441	10
4	79	F3	4	Lee CUNNINGHAM	Dallara F398	11	16:23.812	21.992	4.351	97.94	1:27.306	10
5	70	F3	5	Chris HODGEN	Dallara F304	11	16:24.004	22.184	0.192	97.92	1:27.110	10
6	31	F3	6	Chris DAVISON	Dallara F301	11	16:30.314	28.494	6.310	97.30	1:28.282	7
7	15	F3	7	Simon TATE	Dallara F302/4	11	16:38.447	36.627	8.133	96.50	1:26.713	10
8	26	2000	1	Bryn TOOTELL	Van Diemen RF01	11	16:47.553	45.733	9.106	95.63	1:29.306	8
9	44	2000	2	Kevin OTWAY	Van Diemen F4	11	16:48.001	46.181	0.448	95.59	1:29.066	9
10	49	F3	8	Richard PURCELL	Dallara F305	11	16:50.096	48.276	2.095	95.39	1:29.306	9
11	36	F3	9	Mike HATTON	Dallara F301	11	17:05.461	1:03.641	15.365	93.96	1:29.538	9
12	27	FR2000	1	James DENSLEY	Tatuus Formula Renault	11	17:09.698	1:07.878	4.237	93.57	1:30.872	8
13	87	FR2000	2	Hayden EDMONDS	Formula Renault	11	17:09.705	1:07.885	0.007	93.57	1:31.043	11
14	32	2000	3	Terry CLARK	Van Diemen RF00	11	17:16.497	1:14.677	6.792	92.96	1:31.369	10
15	5	F3	10	Russell GILES	Dallara F398	11	17:24.047	1:22.227	7.550	92.29	1:30.613	11
16	42	2000	4	Paul BRITTEN	Van Diemen RF00	11	17:27.198	1:25.378	3.151	92.01	1:32.681	11
17	56	FR2000	3	Richard CRISP	Formula Renault	11	17:31.724	1:29.904	4.526	91.61	1:31.993	8
18	99	2000	5	Mat JORDAN	Van Diemen	11	17:33.952	1:32.132	2.228	91.42	1:33.270	8
19	40	FR2000	4	Rob MANSER	Formula Renault	10	16:08.947	1 Lap	1 Lap	90.40	1:34.531	9
20	46	Classic	1	Jared WOOD	Formula Vauxhall Lotus	10	16:23.925	1 Lap	14.978	89.02	1:34.846	9
21	21	Classic	2	Ian HUGHES	Van Diemen RF88/XL	10	16:24.193	1 Lap	0.268	89.00	1:35.410	7
22	96	2000	6	Taylor MACVEAN	Van Diemen RF93	10	16:33.702	1 Lap	9.509	88.15	1:36.204	9
23	19	Classic	3	Nick CATANZARO	Formula Vauxhall Lotus	10	17:06.386	1 Lap	32.684	85.34	1:39.249	10
24	64	Classic	4	Marcus SHEARD	Reynard 883	10	17:09.976	1 Lap	3.590	85.04	1:40.204	9
25	230	FR2000	5	Chris VOSPER	Formula Renault	9	16:07.341	2 Laps	1 Lap	81.50	1:40.447	9
26	14	2000	7	Robert SMITH	Dallara F395	9	17:09.474	2 Laps	1:02.133	76.58	1:49.125	9

NOT CLASSIFIED

DNF	9	2000		Peter LAGUE	Van Diemen RF00	2	3:40.253	9 Laps	7 Laps	79.54	1:42.652	2
DNF	92	F3		Kevin MCLURG	Dallara F399	0						
DNF	6	Classic		Peter VENN	Anson SA4	0						
DNF	43	Classic		Andrew BARRON	Formula Vauxhall Lotus	0						

FASTEST LAP

82	F3	Ben CATER	Dallara F306	6	1:25.499	102.45 mph	164.88 kph
44	2000	Kevin OTWAY	Van Diemen F4	9	1:29.066	98.35 mph	158.28 kph
27	FR2000	James DENSLEY	Tatuus Formula Renault	8	1:30.872	96.39 mph	155.13 kph
46	Classic	Jared WOOD	Formula Vauxhall Lotus	9	1:34.846	92.35 mph	148.63 kph

Car 42 - STILL No working transponder - Please sort for races tomorrow

Weather / Track : Bright / Dry

These results are provisional until the conclusion of any judicial and technical matters.

Brands Hatch GP

Circuit Length = 2.4332 miles

Start: 16:22 Flag 16:38 End: 16:41

Clerk Of Course :	Timekeeper :
-------------------	--------------

Mono Championship F3 / 2000 / FR2000 / Classic 2000

RACE 5 - LAP CHART

LAP 1 @ 16:23:37.567			LAP 2 @ 16:25:05.652			LAP 3 @ 16:26:31.825			LAP 4 @ 16:27:59.926			LAP 5 @ 16:29:26.160		
NO	BEHIND	LAP TIME	NO	BEHIND	LAP TIME	NO	BEHIND	LAP TIME	NO	BEHIND	LAP TIME	NO	BEHIND	LAP TIME
82		1:37.005	82		1:28.085	82		1:26.173	82		1:28.101	82		1:26.234
94	0.967	1:37.972	94	0.433	1:27.551	94	0.354	1:26.094	94	0.535	1:28.282	94	0.134	1:25.833
31	1.057	1:38.062	31	2.096	1:29.124	15	4.334	1:28.194	14	1 Lap	1:54.994	230	1 Lap	1:45.185
15	1.716	1:38.721	15	2.313	1:28.682	31	4.966	1:29.043	15	4.054	1:27.821	15	5.654	1:27.834
10	2.398	1:39.403	10	3.049	1:28.736	10	5.202	1:28.326	10	4.784	1:27.683	10	6.180	1:27.630
79	3.031	1:40.036	79	4.699	1:29.753	79	7.160	1:28.634	31	5.659	1:28.794	31	9.225	1:29.800
70	3.942	1:40.947	70	5.261	1:29.404	70	7.551	1:28.463	79	7.920	1:28.861	79	9.636	1:27.950
26	6.402	1:43.407	26	9.535	1:31.218	26	14.316	1:30.954	70	8.146	1:28.696	70	9.786	1:27.874
87	6.678	1:43.683	49	13.505	1:34.057	44	18.565	1:31.150	26	16.773	1:30.558	26	21.557	1:31.018
49	7.533	1:44.538	44	13.588	1:33.660	49	18.727	1:31.395	44	21.245	1:30.781	44	25.592	1:30.581
44	8.013	1:45.018	87	14.788	1:36.195	87	22.338	1:33.723	49	21.550	1:30.924	49	26.515	1:31.199
27	8.658	1:45.663	27	15.462	1:34.889	27	22.906	1:33.617	87	27.130	1:32.893	14	1 Lap	1:54.464
42	9.640	1:46.645	42	17.741	1:36.186	42	25.749	1:34.181	27	27.568	1:32.763	87	33.309	1:32.413
40	11.523	1:48.528	40	19.986	1:36.548	32	26.135	1:32.266	32	31.896	1:33.862	27	33.658	1:32.324
46	12.939	1:49.944	32	20.042	1:35.051	99	29.321	1:34.858	36	32.220	1:30.764	36	36.839	1:30.853
32	13.076	1:50.081	99	20.636	1:35.070	36	29.557	1:32.522	42	32.404	1:34.756	32	38.337	1:32.675
56	13.595	1:50.600	46	22.932	1:38.078	40	31.213	1:37.400	99	35.571	1:34.351	42	40.196	1:34.026
99	13.651	1:50.656	36	23.208	1:34.804	56	31.757	1:34.468	40	39.788	1:36.676	99	42.939	1:33.602
21	15.081	1:52.086	56	23.462	1:37.952	5	35.088	1:36.727	56	39.965	1:36.309	56	47.456	1:33.725
36	16.489	1:53.494	5	24.534	1:35.544	46	35.743	1:38.984	5	40.114	1:33.127	5	47.732	1:33.852
96	16.994	1:53.999	21	26.870	1:39.874	21	39.016	1:38.319	46	44.193	1:36.551	40	49.705	1:36.151
5	17.075	1:54.080	96	28.991	1:40.082	96	41.309	1:38.491	21	48.578	1:37.663	46	54.261	1:36.302
19	19.600	1:56.605	19	34.459	1:42.944	19	49.610	1:41.324	96	51.765	1:38.557	21	59.228	1:36.884
9	20.596	1:57.601	9	35.163	1:42.652	64	51.704	1:42.103	19	1:03.353	1:41.844	96	1:02.885	1:37.354
64	21.177	1:58.182	64	35.774	1:42.682	230	1:14.430	1:47.097	64	1:05.488	1:41.885	19	1:18.481	1:41.362
230	34.812	2:11.817	230	53.506	1:46.779							64	1:20.092	1:40.838
14	35.700	2:12.705	14	1:02.419	1:54.804									

Weather / Track : Bright / Dry

Brands Hatch GP

Circuit Length = 2.4332 miles

Start: 16:22 Flag 16:38 End: 16:41

Mono Championship F3 / 2000 / FR2000 / Classic 2000

RACE 5 - LAP CHART

LAP 6 @ 16:30:51.659			LAP 7 @ 16:32:17.248			LAP 8 @ 16:33:43.038			LAP 9 @ 16:35:09.718			LAP 10 @ 16:36:35.335		
NO	BEHIND	LAP TIME	NO	BEHIND	LAP TIME	NO	BEHIND	LAP TIME	NO	BEHIND	LAP TIME	NO	BEHIND	LAP TIME
82		1:25.499	82		1:25.589	82		1:25.790	82		1:26.680	82		1:25.617
94	0.176	1:25.541	94	0.192	1:25.605	94	0.210	1:25.808	94	0.739	1:27.209	94	0.673	1:25.551
15	8.238	1:28.083	19	1 Lap	1:40.441	96	1 Lap	1:37.100	21	1 Lap	1:37.142	46	1 Lap	1:34.846
10	8.395	1:27.714	64	1 Lap	1:40.778	10	15.410	1:28.257	46	1 Lap	1:37.255	21	1 Lap	1:35.566
79	12.753	1:28.616	10	12.943	1:30.137	15	16.374	1:29.166	96	1 Lap	1:36.509	10	16.704	1:26.441
70	13.161	1:28.874	15	12.998	1:30.349	79	17.884	1:28.020	10	15.880	1:27.150	15	17.632	1:26.713
31	14.021	1:30.295	79	15.654	1:28.490	70	17.965	1:28.008	15	16.536	1:26.842	96	1 Lap	1:36.204
230	1 Lap	1:45.804	70	15.747	1:28.175	31	20.933	1:30.009	79	19.536	1:28.332	79	21.225	1:27.306
26	26.015	1:29.957	31	16.714	1:28.282	19	1 Lap	1:41.302	70	19.938	1:28.653	70	21.431	1:27.110
44	29.878	1:29.785	26	30.598	1:30.172	64	1 Lap	1:41.397	14	2 Laps	1:51.011	31	26.501	1:29.247
49	30.653	1:29.637	44	33.551	1:29.262	26	34.114	1:29.306	31	22.871	1:28.618	26	42.802	1:30.998
87	39.805	1:31.995	49	35.258	1:30.194	44	37.466	1:29.705	19	1 Lap	1:39.664	44	43.777	1:29.542
27	40.364	1:32.205	230	1 Lap	1:43.409	49	38.837	1:29.369	26	37.421	1:29.987	49	45.386	1:29.540
36	42.535	1:31.195	87	46.477	1:32.261	27	51.749	1:30.872	64	1 Lap	1:40.804	14	2 Laps	1:49.140
32	45.783	1:32.945	27	46.667	1:31.892	36	53.044	1:31.373	44	39.852	1:29.066	19	1 Lap	1:41.651
42	49.530	1:34.833	36	47.461	1:30.515	87	53.119	1:32.432	49	41.463	1:29.306	64	1 Lap	1:40.204
99	51.275	1:33.835	32	52.115	1:31.921	32	59.050	1:32.725	36	55.902	1:29.538	36	1:00.176	1:29.891
5	56.330	1:34.097	42	57.109	1:33.168	230	1 Lap	1:43.500	27	56.035	1:30.966	27	1:02.328	1:31.910
56	56.721	1:34.764	99	59.261	1:33.575	42	1:04.300	1:32.981	87	58.399	1:31.960	87	1:03.889	1:31.107
40	59.116	1:34.910	5	1:02.846	1:32.105	99	1:06.741	1:33.270	32	1:04.342	1:31.972	32	1:10.094	1:31.369
14	1 Lap	1:53.491	56	1:03.964	1:32.832	5	1:08.280	1:31.224	42	1:11.451	1:33.831	5	1:18.661	1:31.238
46	1:06.010	1:37.248	40	1:08.077	1:34.550	56	1:10.167	1:31.993	5	1:13.040	1:31.440	42	1:19.744	1:33.910
21	1:09.520	1:35.791	21	1:19.341	1:35.410	40	1:17.192	1:34.905	99	1:15.607	1:35.546	99	1:24.047	1:34.057
96	1:14.645	1:37.259	46	1:19.658	1:39.237				56	1:16.831	1:33.344	56	1:24.155	1:32.941
			14	1 Lap	1:49.740				230	1 Lap	1:43.303			
									40	1:25.043	1:34.531			

Weather / Track : Bright / Dry

Mono Championship F3 / 2000 / FR2000 / Classic 2000

RACE 5 - LAP CHART

LAP 11 @ 16:38:02.382

NO	BEHIND	LAP TIME
82		1:27.047
94	0.237	1:26.611
230	2 Laps	1:40.447
40	1 Lap	1:34.748
10	17.641	1:27.984
79	21.992	1:27.814
46	1 Lap	1:35.480
70	22.184	1:27.800
21	1 Lap	1:35.458
31	28.494	1:29.040
96	1 Lap	1:38.147
15	36.627	1:46.042
26	45.733	1:29.978
44	46.181	1:29.451
49	48.276	1:29.937
36	1:03.641	1:30.512
19	1 Lap	1:39.249
14	2 Laps	1:49.125
27	1:07.878	1:32.597
87	1:07.885	1:31.043
64	1 Lap	1:41.103
32	1:14.677	1:31.630
5	1:22.227	1:30.613
42	1:25.378	1:32.681
56	1:29.904	1:32.796
99	1:32.132	1:35.132

Weather / Track : Bright / Dry

Results can be found at www.tsl-timing.com

Page 3 of 3

Brands Hatch GP
Circuit Length = 2.4332 miles
Start: 16:22 Flag 16:38 End: 16:41

Printed - 16:42 Saturday, 20 May 2017

Mono Championship F3 / 2000 / FR2000 / Classic 2000

RACE 5 - BEST SECTORS

SECTOR 1			SECTOR 2			SECTOR 3			IDEAL / BEST COMPARISON						
POS	NO	NAME	TIME	NO	NAME	TIME	NO	NAME	TIME	POS	NO	NAME	IDEAL	BEST	DIFF
													PERFECT LAP	1:24.639	
1	82	CATER	26.805	82	CATER	37.609	94	DIBDEN	20.225	1	82	CATER	1:24.736	1:25.499	0.763
2	94	DIBDEN	26.998	94	DIBDEN	37.698	82	CATER	20.322	2	94	DIBDEN	1:24.921	1:25.541	0.620
3	10	HARRISON	27.027	15	TATE	38.541	10	HARRISON	20.644	3	10	HARRISON	1:26.251	1:26.441	0.190
4	15	TATE	27.092	10	HARRISON	38.580	79	CUNNINGHAM	20.808	4	15	TATE	1:26.530	1:26.713	0.183
5	31	DAVISON	27.526	70	HODGEN	38.644	70	HODGEN	20.821	5	79	CUNNINGHAM	1:27.033	1:27.306	0.273
6	79	CUNNINGHAM	27.566	79	CUNNINGHAM	38.659	15	TATE	20.897	6	70	HODGEN	1:27.110	1:27.110	0.000
7	70	HODGEN	27.645	44	OTWAY	39.201	31	DAVISON	20.976	7	31	DAVISON	1:27.992	1:28.282	0.290
8	49	PURCELL	27.962	49	PURCELL	39.244	26	TOOTELL	21.451	8	44	OTWAY	1:28.813	1:29.066	0.253
9	26	TOOTELL	28.076	26	TOOTELL	39.351	44	OTWAY	21.489	9	49	PURCELL	1:28.818	1:29.306	0.488
10	44	OTWAY	28.123	31	DAVISON	39.490	36	HATTON	21.502	10	26	TOOTELL	1:28.878	1:29.306	0.428
11	27	DENSLEY	28.236	36	HATTON	39.666	49	PURCELL	21.612	11	36	HATTON	1:29.510	1:29.538	0.028
12	36	HATTON	28.342	5	GILES	40.282	5	GILES	21.687	12	5	GILES	1:30.495	1:30.613	0.118
13	87	EDMONDS	28.464	27	DENSLEY	40.476	32	CLARK	21.848	13	27	DENSLEY	1:30.643	1:30.872	0.229
14	5	GILES	28.526	87	EDMONDS	40.490	87	EDMONDS	21.928	14	87	EDMONDS	1:30.882	1:31.043	0.161
15	32	CLARK	28.885	32	CLARK	40.545	27	DENSLEY	21.931	15	32	CLARK	1:31.278	1:31.369	0.091
16	99	JORDAN	28.985	56	CRISP	40.682	56	CRISP	22.161	16	56	CRISP	1:31.892	1:31.993	0.101
17	56	CRISP	29.049	99	JORDAN	41.340	99	JORDAN	22.193	17	99	JORDAN	1:32.518	1:33.270	0.752
18	40	MANSER	29.439	40	MANSER	41.982	40	MANSER	22.558	18	40	MANSER	1:33.979	1:34.531	0.552
19	96	MACVEAN	29.763	46	WOOD	42.258	21	HUGHES	22.624	19	46	WOOD	1:34.782	1:34.846	0.064
20	21	HUGHES	29.767	21	HUGHES	42.417	46	WOOD	22.751	20	21	HUGHES	1:34.808	1:35.410	0.602
21	46	WOOD	29.773	96	MACVEAN	42.883	96	MACVEAN	23.213	21	96	MACVEAN	1:35.859	1:36.204	0.345
22	64	SHEARD	30.882	19	CATANZARO	44.291	19	CATANZARO	23.335	22	19	CATANZARO	1:38.875	1:39.249	0.374
23	230	VOSPER	30.988	64	SHEARD	44.640	230	VOSPER	23.703	23	64	SHEARD	1:39.333	1:40.204	0.871
24	19	CATANZARO	31.249	230	VOSPER	45.724	64	SHEARD	23.811	24	230	VOSPER	1:40.415	1:40.447	0.032
25	9	LAGUE	32.264	9	LAGUE	46.065	9	LAGUE	24.132	25	9	LAGUE	1:42.461	1:42.652	0.191
26	14	SMITH	33.855	14	SMITH	48.891	14	SMITH	25.608	26	14	SMITH	1:48.354	1:49.125	0.771
27										27	42	BRITTEN		1:32.681	
28															
29															
30															

Weather / Track : Bright / Dry

Results can be found at www.tsl-timing.com

Brands Hatch GP

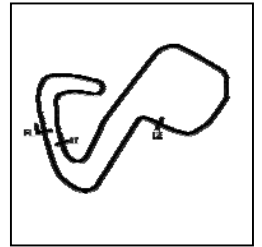
Circuit Length = 2.4332 miles

Start: 16:22 Flag 16:38 End: 16:41

Printed - 16:43 Saturday, 20 May 2017

Mono Championship F3 / 2000 / FR2000 / Classic 2000

RACE 5 - SECTOR ANALYSIS



SECTOR 1 = FL to I1, SECTOR 2 = I1 to I2, SECTOR 3 = I2 to FL, DIFF = Difference To Personal Best Lap, P = Crossed Finish Line in Pit Lane, D = Time Disallowed

P1 82 F3 Ben CATER		Dallara F306					
IDEAL LAP TIME : 1:24.736		BEST LAP TIME : 1:25.499		DIFFERENCE : 0.763			
LAP	SECTOR 1	SECTOR 2	SECTOR 3	LAP TIME	MPH	DIFF	TIME OF DAY
1 -		40.339	21.085	1:37.005	90.30	11.506	16:23:37.567
2 -	28.285	38.987	20.813	1:28.085	99.44	2.586	16:25:05.652
3 -	27.134	38.357	20.682	1:26.173	101.65	0.674	16:26:31.825
4 -	27.079	38.135	22.887	1:28.101	99.42	2.602	16:27:59.926
5 -	27.186	38.462	20.586	1:26.234	101.58	0.735	16:29:26.160
6 -	27.003	38.088	20.408	1:25.499 (1)	102.45		16:30:51.659
7 -	26.805	38.315	20.469	1:25.589 (2)	102.34	0.090	16:32:17.248
8 -	27.235	37.609	20.946	1:25.790	102.10	0.291	16:33:43.038
9 -	27.126	39.232	20.322	1:26.680	101.05	1.181	16:35:09.718
10 -	27.331	37.823	20.463	1:25.617 (3)	102.31	0.118	16:36:35.335
11 -	27.560	38.675	20.812	1:27.047	100.63	1.548	16:38:02.382

P2 94 F3 Ashley DIBDEN		Dallara F301					
IDEAL LAP TIME : 1:24.921		BEST LAP TIME : 1:25.541		DIFFERENCE : 0.620			
LAP	SECTOR 1	SECTOR 2	SECTOR 3	LAP TIME	MPH	DIFF	TIME OF DAY
1 -		40.642	21.142	1:37.972	89.41	12.431	16:23:38.534
2 -	27.931	38.934	20.686	1:27.551	100.05	2.010	16:25:06.085
3 -	27.609	38.025	20.460	1:26.094	101.74	0.553	16:26:32.179
4 -	27.231	38.219	22.832	1:28.282	99.22	2.741	16:28:00.461
5 -	27.195	38.213	20.425	1:25.833	102.05	0.292	16:29:26.294
6 -	27.268	37.968	20.305	1:25.541 (1)	102.40		16:30:51.835
7 -	27.045	38.335	20.225	1:25.605 (3)	102.32	0.064	16:32:17.440
8 -	27.506	37.698	20.604	1:25.808	102.08	0.267	16:33:43.248
9 -	27.522	39.145	20.542	1:27.209	100.44	1.668	16:35:10.457
10 -	26.998	37.879	20.674	1:25.551 (2)	102.39	0.010	16:36:36.008
11 -	27.560	38.440	20.611	1:26.611	101.14	1.070	16:38:02.619

P3 10 F3 Neil HARRISON		Dallara F302					
IDEAL LAP TIME : 1:26.251		BEST LAP TIME : 1:26.441		DIFFERENCE : 0.190			
LAP	SECTOR 1	SECTOR 2	SECTOR 3	LAP TIME	MPH	DIFF	TIME OF DAY
1 -		40.849	21.462	1:39.403	88.12	12.962	16:23:39.965
2 -	28.296	39.369	21.071	1:28.736	98.71	2.295	16:25:08.701
3 -	27.862	39.449	21.015	1:28.326	99.17	1.885	16:26:37.027
4 -	27.857	38.816	21.010	1:27.683	99.90	1.242	16:28:04.710
5 -	27.569	38.914	21.147	1:27.630 (3)	99.96	1.189	16:29:32.340
6 -	27.604	38.580	21.530	1:27.714	99.86	1.273	16:31:00.054
7 -	28.063	40.481	21.593	1:30.137	97.18	3.696	16:32:30.191
8 -	27.799	39.417	21.041	1:28.257	99.25	1.816	16:33:58.448
9 -	27.464	38.802	20.884	1:27.150 (2)	100.51	0.709	16:35:25.598
10 -	27.027	38.770	20.644	1:26.441 (1)	101.33		16:36:52.039
11 -	27.327	39.800	20.857	1:27.984	99.56	1.543	16:38:20.023

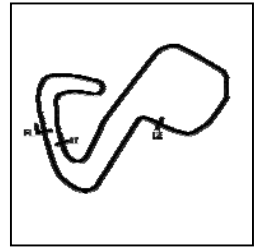
P4 79 F3 Lee CUNNINGHAM		Dallara F398					
IDEAL LAP TIME : 1:27.033		BEST LAP TIME : 1:27.306		DIFFERENCE : 0.273			
LAP	SECTOR 1	SECTOR 2	SECTOR 3	LAP TIME	MPH	DIFF	TIME OF DAY
1 -		40.935	21.640	1:40.036	87.56	12.730	16:23:40.598
2 -	28.676	39.744	21.333	1:29.753	97.59	2.447	16:25:10.351
3 -	28.292	39.118	21.224	1:28.634	98.83	1.328	16:26:38.985
4 -	28.237	39.342	21.282	1:28.861	98.57	1.555	16:28:07.846
5 -	27.848	39.083	21.019	1:27.950 (3)	99.60	0.644	16:29:35.796
6 -	28.194	39.252	21.170	1:28.616	98.85	1.310	16:31:04.412
7 -	28.023	39.258	21.209	1:28.490	98.99	1.184	16:32:32.902
8 -	27.566	39.383	21.071	1:28.020	99.52	0.714	16:34:00.922
9 -	28.079	39.030	21.223	1:28.332	99.16	1.026	16:35:29.254
10 -	27.657	38.841	20.808	1:27.306 (1)	100.33		16:36:56.560
11 -	27.892	38.659	21.263	1:27.814 (2)	99.75	0.508	16:38:24.374

Weather / Track : Bright / Dry

Brands Hatch GP
Circuit Length = 2.4332 miles
Start: 16:22 Flag 16:38 End: 16:41

Mono Championship F3 / 2000 / FR2000 / Classic 2000

RACE 5 - SECTOR ANALYSIS



SECTOR 1 = FL to I1, SECTOR 2 = I1 to I2, SECTOR 3 = I2 to FL, DIFF = Difference To Personal Best Lap, P = Crossed Finish Line in Pit Lane, D = Time Disallowed

P5 70 F3		Chris HODGEN		Dallara F304			
IDEAL LAP TIME : 1:27.110		BEST LAP TIME : 1:27.110		DIFFERENCE : 0.000			
LAP	SECTOR 1	SECTOR 2	SECTOR 3	LAP TIME	MPH	DIFF	TIME OF DAY
1 -		41.553	21.457	1:40.947	86.77	13.837	16:23:41.509
2 -	28.072	39.970	21.362	1:29.404	97.98	2.294	16:25:10.913
3 -	28.238	39.066	21.159	1:28.463	99.02	1.353	16:26:39.376
4 -	28.446	39.129	21.121	1:28.696	98.76	1.586	16:28:08.072
5 -	27.960	39.036	20.878	1:27.874 (3)	99.68	0.764	16:29:35.946
6 -	28.559	39.475	20.840	1:28.874	98.56	1.764	16:31:04.820
7 -	27.838	39.218	21.119	1:28.175	99.34	1.065	16:32:32.995
8 -	27.758	39.350	20.900	1:28.008	99.53	0.898	16:34:01.003
9 -	28.367	38.915	21.371	1:28.653	98.81	1.543	16:35:29.656
10 -	27.645	38.644	20.821	1:27.110 (1)	100.56		16:36:56.766
11 -	27.966	38.686	21.148	1:27.800 (2)	99.77	0.690	16:38:24.566

P6 31 F3		Chris DAVISON		Dallara F301			
IDEAL LAP TIME : 1:27.992		BEST LAP TIME : 1:28.282		DIFFERENCE : 0.290			
LAP	SECTOR 1	SECTOR 2	SECTOR 3	LAP TIME	MPH	DIFF	TIME OF DAY
1 -		41.185	21.761	1:38.062	89.32	9.780	16:23:38.624
2 -	28.630	39.490	21.004	1:29.124	98.28	0.842	16:25:07.748
3 -	28.277	39.600	21.166	1:29.043	98.37	0.761	16:26:36.791
4 -	27.707	39.751	21.336	1:28.794 (3)	98.65	0.512	16:28:05.585
5 -	28.491	39.974	21.335	1:29.800	97.54	1.518	16:29:35.385
6 -	28.487	40.707	21.101	1:30.295	97.01	2.013	16:31:05.680
7 -	27.624	39.682	20.976	1:28.282 (1)	99.22		16:32:33.962
8 -	27.526	40.617	21.866	1:30.009	97.32	1.727	16:34:03.971
9 -	27.692	39.752	21.174	1:28.618 (2)	98.84	0.336	16:35:32.589
10 -	27.900	40.195	21.152	1:29.247	98.15	0.965	16:37:01.836
11 -	27.572	40.054	21.414	1:29.040	98.38	0.758	16:38:30.876

P7 15 F3		Simon TATE		Dallara F302/4			
IDEAL LAP TIME : 1:26.530		BEST LAP TIME : 1:26.713		DIFFERENCE : 0.183			
LAP	SECTOR 1	SECTOR 2	SECTOR 3	LAP TIME	MPH	DIFF	TIME OF DAY
1 -		40.834	21.340	1:38.721	88.73	12.008	16:23:39.283
2 -	28.273	39.487	20.922	1:28.682	98.77	1.969	16:25:07.965
3 -	27.687	39.402	21.105	1:28.194	99.32	1.481	16:26:36.159
4 -	27.330	39.299	21.192	1:27.821 (3)	99.74	1.108	16:28:03.980
5 -	27.481	39.346	21.007	1:27.834	99.73	1.121	16:29:31.814
6 -	27.282	38.992	21.809	1:28.083	99.44	1.370	16:30:59.897
7 -	27.856	40.523	21.970	1:30.349	96.95	3.636	16:32:30.246
8 -	28.102	40.012	21.052	1:29.166	98.24	2.453	16:33:59.412
9 -	27.094	38.541	21.207	1:26.842 (2)	100.87	0.129	16:35:26.254
10 -	27.092	38.724	20.897	1:26.713 (1)	101.02		16:36:52.967
11 -	43.721	40.348	21.973	1:46.042	82.60	19.329	16:38:39.009

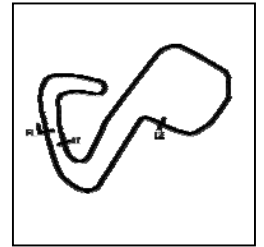
P8 26 2000		Bryn TOOTELL		Van Diemen RF01			
IDEAL LAP TIME : 1:28.878		BEST LAP TIME : 1:29.306		DIFFERENCE : 0.428			
LAP	SECTOR 1	SECTOR 2	SECTOR 3	LAP TIME	MPH	DIFF	TIME OF DAY
1 -		42.442	22.514	1:43.407	84.71	14.101	16:23:43.969
2 -	28.606	40.742	21.870	1:31.218	96.03	1.912	16:25:15.187
3 -	28.544	40.611	21.799	1:30.954	96.31	1.648	16:26:46.141
4 -	28.586	40.252	21.720	1:30.558	96.73	1.252	16:28:16.699
5 -	28.309	40.743	21.966	1:31.018	96.24	1.712	16:29:47.717
6 -	28.418	39.875	21.664	1:29.957 (2)	97.37	0.651	16:31:17.674
7 -	28.942	39.699	21.531	1:30.172	97.14	0.866	16:32:47.846
8 -	28.309	39.351	21.646	1:29.306 (1)	98.08		16:34:17.152
9 -	28.076	39.679	22.232	1:29.987	97.34	0.681	16:35:47.139
10 -	29.149	39.650	22.199	1:30.998	96.26	1.692	16:37:18.137
11 -	28.238	40.289	21.451	1:29.978 (3)	97.35	0.672	16:38:48.115

Weather / Track : Bright / Dry

Brands Hatch GP
Circuit Length = 2.4332 miles
Start: 16:22 Flag 16:38 End: 16:41

Mono Championship F3 / 2000 / FR2000 / Classic 2000

RACE 5 - SECTOR ANALYSIS



SECTOR 1 = FL to I1, SECTOR 2 = I1 to I2, SECTOR 3 = I2 to FL, DIFF = Difference To Personal Best Lap, P = Crossed Finish Line in Pit Lane, D = Time Disallowed

P9 44 2000 Kevin OTWAY			Van Diemen F4				
IDEAL LAP TIME : 1:28.813		BEST LAP TIME : 1:29.066		DIFFERENCE : 0.253			
LAP	SECTOR 1	SECTOR 2	SECTOR 3	LAP TIME	MPH	DIFF	TIME OF DAY
1 -		42.836	22.548	1:45.018	83.41	15.952	16:23:45.580
2 -	29.127	42.018	22.515	1:33.660	93.52	4.594	16:25:19.240
3 -	28.811	40.039	22.300	1:31.150	96.10	2.084	16:26:50.390
4 -	28.917	39.880	21.984	1:30.781	96.49	1.715	16:28:21.171
5 -	28.130	40.475	21.976	1:30.581	96.70	1.515	16:29:51.752
6 -	28.414	39.848	21.523	1:29.785	97.56	0.719	16:31:21.537
7 -	28.123	39.501	21.638	1:29.262 (2)	98.13	0.196	16:32:50.799
8 -	28.224	39.761	21.720	1:29.705	97.65	0.639	16:34:20.504
9 -	28.261	39.316	21.489	1:29.066 (1)	98.35		16:35:49.570
10 -	28.461	39.201	21.880	1:29.542	97.82	0.476	16:37:19.112
11 -	28.171	39.720	21.560	1:29.451 (3)	97.92	0.385	16:38:48.563

P10 49 F3 Richard PURCELL			Dallara F305				
IDEAL LAP TIME : 1:28.818		BEST LAP TIME : 1:29.306		DIFFERENCE : 0.488			
LAP	SECTOR 1	SECTOR 2	SECTOR 3	LAP TIME	MPH	DIFF	TIME OF DAY
1 -		42.634	22.791	1:44.538	83.79	15.232	16:23:45.100
2 -	29.377	41.996	22.684	1:34.057	93.13	4.751	16:25:19.157
3 -	29.266	39.988	22.141	1:31.395	95.84	2.089	16:26:50.552
4 -	29.304	39.769	21.851	1:30.924	96.34	1.618	16:28:21.476
5 -	28.448	40.758	21.993	1:31.199	96.05	1.893	16:29:52.675
6 -	27.962	40.063	21.612	1:29.637	97.72	0.331	16:31:22.312
7 -	28.273	40.053	21.868	1:30.194	97.12	0.888	16:32:52.506
8 -	28.149	39.534	21.686	1:29.369 (2)	98.01	0.063	16:34:21.875
9 -	28.016	39.382	21.908	1:29.306 (1)	98.08		16:35:51.181
10 -	28.544	39.244	21.752	1:29.540 (3)	97.83	0.234	16:37:20.721
11 -	28.285	39.731	21.921	1:29.937	97.39	0.631	16:38:50.658

P11 36 F3 Mike HATTON			Dallara F301				
IDEAL LAP TIME : 1:29.510		BEST LAP TIME : 1:29.538		DIFFERENCE : 0.028			
LAP	SECTOR 1	SECTOR 2	SECTOR 3	LAP TIME	MPH	DIFF	TIME OF DAY
1 -		44.979	22.707	1:53.494	77.18	23.956	16:23:54.056
2 -	30.193	41.394	23.217	1:34.804	92.39	5.266	16:25:28.860
3 -	29.595	40.970	21.957	1:32.522	94.67	2.984	16:27:01.382
4 -	28.878	40.006	21.880	1:30.764	96.51	1.226	16:28:32.146
5 -	28.611	40.452	21.790	1:30.853	96.41	1.315	16:30:02.999
6 -	29.206	40.362	21.627	1:31.195	96.05	1.657	16:31:34.194
7 -	28.737	40.232	21.546	1:30.515	96.77	0.977	16:33:04.709
8 -	28.742	40.863	21.768	1:31.373	95.86	1.835	16:34:36.082
9 -	28.370	39.666	21.502	1:29.538 (1)	97.83		16:36:05.620
10 -	28.342	39.984	21.565	1:29.891 (2)	97.44	0.353	16:37:35.511
11 -	28.533	40.114	21.865	1:30.512 (3)	96.78	0.974	16:39:06.023

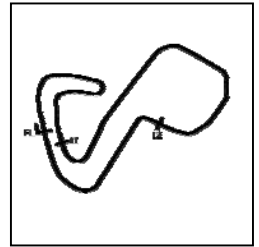
P12 27 FR2000 James DENSLEY			Tatuus Formula Renault				
IDEAL LAP TIME : 1:30.643		BEST LAP TIME : 1:30.872		DIFFERENCE : 0.229			
LAP	SECTOR 1	SECTOR 2	SECTOR 3	LAP TIME	MPH	DIFF	TIME OF DAY
1 -		43.781	22.751	1:45.663	82.90	14.791	16:23:46.225
2 -	29.925	42.225	22.739	1:34.889	92.31	4.017	16:25:21.114
3 -	29.509	41.664	22.444	1:33.617	93.57	2.745	16:26:54.731
4 -	29.040	41.501	22.222	1:32.763	94.43	1.891	16:28:27.494
5 -	28.812	41.346	22.166	1:32.324	94.88	1.452	16:29:59.818
6 -	29.400	40.762	22.043	1:32.205	95.00	1.333	16:31:32.023
7 -	28.397	41.050	22.445	1:31.892 (3)	95.32	1.020	16:33:03.915
8 -	28.465	40.476	21.931	1:30.872 (1)	96.39		16:34:34.787
9 -	28.236	40.698	22.032	1:30.966 (2)	96.29	0.094	16:36:05.753
10 -	28.829	40.853	22.228	1:31.910	95.30	1.038	16:37:37.663
11 -	28.446	40.742	23.409	1:32.597	94.60	1.725	16:39:10.260

Weather / Track : Bright / Dry

Brands Hatch GP
Circuit Length = 2.4332 miles
Start: 16:22 Flag 16:38 End: 16:41

Mono Championship F3 / 2000 / FR2000 / Classic 2000

RACE 5 - SECTOR ANALYSIS



SECTOR 1 = FL to I1, SECTOR 2 = I1 to I2, SECTOR 3 = I2 to FL, DIFF = Difference To Personal Best Lap, P = Crossed Finish Line in Pit Lane, D = Time Disallowed

P13 87 FR2000 Hayden EDMONDS			Formula Renault				
IDEAL LAP TIME : 1:30.882		BEST LAP TIME : 1:31.043		DIFFERENCE : 0.161			
LAP	SECTOR 1	SECTOR 2	SECTOR 3	LAP TIME	MPH	DIFF	TIME OF DAY
1 -		42.818	23.196	1:43.683	84.48	12.640	16:23:44.245
2 -	29.595	43.472	23.128	1:36.195	91.06	5.152	16:25:20.440
3 -	29.392	41.765	22.566	1:33.723	93.46	2.680	16:26:54.163
4 -	29.100	41.392	22.401	1:32.893	94.30	1.850	16:28:27.056
5 -	28.995	41.242	22.176	1:32.413	94.79	1.370	16:29:59.469
6 -	29.310	40.490	22.195	1:31.995	95.22	0.952	16:31:31.464
7 -	28.575	41.172	22.514	1:32.261	94.94	1.218	16:33:03.725
8 -	29.018	41.226	22.188	1:32.432	94.77	1.389	16:34:36.157
9 -	28.889	40.988	22.083	1:31.960 (3)	95.25	0.917	16:36:08.117
10 -	28.464	40.554	22.089	1:31.107 (2)	96.14	0.064	16:37:39.224
11 -	28.600	40.515	21.928	1:31.043 (1)	96.21		16:39:10.267

P14 32 2000 Terry CLARK			Van Diemen RF00				
IDEAL LAP TIME : 1:31.278		BEST LAP TIME : 1:31.369		DIFFERENCE : 0.091			
LAP	SECTOR 1	SECTOR 2	SECTOR 3	LAP TIME	MPH	DIFF	TIME OF DAY
1 -		43.908	23.018	1:50.081	79.57	18.712	16:23:50.643
2 -	30.387	41.588	23.076	1:35.051	92.15	3.682	16:25:25.694
3 -	29.558	40.790	21.918	1:32.266	94.94	0.897	16:26:57.960
4 -	29.479	41.702	22.681	1:33.862	93.32	2.493	16:28:31.822
5 -	29.838	40.740	22.097	1:32.675	94.52	1.306	16:30:04.497
6 -	29.326	41.610	22.009	1:32.945	94.24	1.576	16:31:37.442
7 -	28.885	41.042	21.994	1:31.921 (3)	95.29	0.552	16:33:09.363
8 -	29.098	41.348	22.279	1:32.725	94.47	1.356	16:34:42.088
9 -	29.303	40.545	22.124	1:31.972	95.24	0.603	16:36:14.060
10 -	28.940	40.581	21.848	1:31.369 (1)	95.87		16:37:45.429
11 -	29.038	40.666	21.926	1:31.630 (2)	95.60	0.261	16:39:17.059

P15 5 F3 Russell GILES			Dallara F398				
IDEAL LAP TIME : 1:30.495		BEST LAP TIME : 1:30.613		DIFFERENCE : 0.118			
LAP	SECTOR 1	SECTOR 2	SECTOR 3	LAP TIME	MPH	DIFF	TIME OF DAY
1 -		44.141	24.076	1:54.080	76.78	23.467	16:23:54.642
2 -	30.124	42.857	22.563	1:35.544	91.68	4.931	16:25:30.186
3 -	30.052	43.686	22.989	1:36.727	90.56	6.114	16:27:06.913
4 -	29.673	41.299	22.155	1:33.127	94.06	2.514	16:28:40.040
5 -	30.470	41.303	22.079	1:33.852	93.33	3.239	16:30:13.892
6 -	29.419	41.421	23.257	1:34.097	93.09	3.484	16:31:47.989
7 -	29.168	40.862	22.075	1:32.105	95.10	1.492	16:33:20.094
8 -	28.890	40.647	21.687	1:31.224 (2)	96.02	0.611	16:34:51.318
9 -	28.985	40.694	21.761	1:31.440	95.79	0.827	16:36:22.758
10 -	28.526	40.957	21.755	1:31.238 (3)	96.01	0.625	16:37:53.996
11 -	28.567	40.282	21.764	1:30.613 (1)	96.67		16:39:24.609

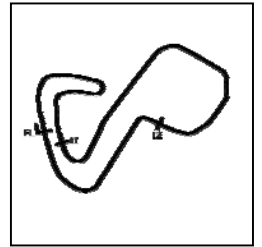
P16 42 2000 Paul BRITTEN			Van Diemen RF00				
IDEAL LAP TIME :		BEST LAP TIME : 1:32.681		DIFFERENCE :			
LAP	SECTOR 1	SECTOR 2	SECTOR 3	LAP TIME	MPH	DIFF	TIME OF DAY
1 -				1:46.645	82.13	13.964	16:23:47.207
2 -				1:36.186	91.07	3.505	16:25:23.393
3 -				1:34.181	93.01	1.500	16:26:57.574
4 -				1:34.756	92.44	2.075	16:28:32.330
5 -				1:34.026	93.16	1.345	16:30:06.356
6 -				1:34.833	92.37	2.152	16:31:41.189
7 -				1:33.168 (3)	94.02	0.487	16:33:14.357
8 -				1:32.981 (2)	94.21	0.300	16:34:47.338
9 -				1:33.831	93.35	1.150	16:36:21.169
10 -				1:33.910	93.27	1.229	16:37:55.079
11 -				1:32.681 (1)	94.51		16:39:27.760

Weather / Track : Bright / Dry

Brands Hatch GP
Circuit Length = 2.4332 miles
Start: 16:22 Flag 16:38 End: 16:41

Mono Championship F3 / 2000 / FR2000 / Classic 2000

RACE 5 - SECTOR ANALYSIS



SECTOR 1 = FL to I1, SECTOR 2 = I1 to I2, SECTOR 3 = I2 to FL, DIFF = Difference To Personal Best Lap, P = Crossed Finish Line in Pit Lane, D = Time Disallowed

P17 56 FR2000 Richard CRISP				Formula Renault			
IDEAL LAP TIME : 1:31.892		BEST LAP TIME : 1:31.993		DIFFERENCE : 0.101			
LAP	SECTOR 1	SECTOR 2	SECTOR 3	LAP TIME	MPH	DIFF	TIME OF DAY
1 -		44.037	23.897	1:50.600	79.20	18.607	16:23:51.162
2 -	31.007	43.217	23.728	1:37.952	89.42	5.959	16:25:29.114
3 -	30.290	41.768	22.410	1:34.468	92.72	2.475	16:27:03.582
4 -	29.841	43.695	22.773	1:36.309	90.95	4.316	16:28:39.891
5 -	29.949	41.334	22.442	1:33.725	93.46	1.732	16:30:13.616
6 -	29.318	42.033	23.413	1:34.764	92.43	2.771	16:31:48.380
7 -	29.418	41.177	22.237	1:32.832 (3)	94.36	0.839	16:33:21.212
8 -	29.049	40.682	22.262	1:31.993 (1)	95.22		16:34:53.205
9 -	29.530	40.886	22.928	1:33.344	93.84	1.351	16:36:26.549
10 -	29.063	41.717	22.161	1:32.941	94.25	0.948	16:37:59.490
11 -	29.552	40.995	22.249	1:32.796 (2)	94.39	0.803	16:39:32.286

P18 99 2000 Mat JORDAN				Van Diemen			
IDEAL LAP TIME : 1:32.518		BEST LAP TIME : 1:33.270		DIFFERENCE : 0.752			
LAP	SECTOR 1	SECTOR 2	SECTOR 3	LAP TIME	MPH	DIFF	TIME OF DAY
1 -		43.991	23.336	1:50.656	79.16	17.386	16:23:51.218
2 -	30.357	42.403	22.310	1:35.070	92.14	1.800	16:25:26.288
3 -	29.765	41.340	23.753	1:34.858	92.34	1.588	16:27:01.146
4 -	29.862	42.093	22.396	1:34.351	92.84	1.081	16:28:35.497
5 -	29.433	41.976	22.193	1:33.602 (3)	93.58	0.332	16:30:09.099
6 -	29.368	42.252	22.215	1:33.835	93.35	0.565	16:31:42.934
7 -	28.985	42.258	22.332	1:33.575 (2)	93.61	0.305	16:33:16.509
8 -	29.160	41.818	22.292	1:33.270 (1)	93.91		16:34:49.779
9 -	29.304	42.556	23.686	1:35.546	91.68	2.276	16:36:25.325
10 -	29.523	42.049	22.485	1:34.057	93.13	0.787	16:37:59.382
11 -	30.156	42.024	22.952	1:35.132	92.08	1.862	16:39:34.514

P19 40 FR2000 Rob MANSER				Formula Renault			
IDEAL LAP TIME : 1:33.979		BEST LAP TIME : 1:34.531		DIFFERENCE : 0.552			
LAP	SECTOR 1	SECTOR 2	SECTOR 3	LAP TIME	MPH	DIFF	TIME OF DAY
1 -		43.976	23.034	1:48.528	80.71	13.997	16:23:49.090
2 -	30.298	42.748	23.502	1:36.548	90.73	2.017	16:25:25.638
3 -	31.123	43.522	22.755	1:37.400	89.93	2.869	16:27:03.038
4 -	30.160	43.597	22.919	1:36.676	90.61	2.145	16:28:39.714
5 -	30.500	42.875	22.776	1:36.151	91.10	1.620	16:30:15.865
6 -	29.919	42.279	22.712	1:34.910	92.29	0.379	16:31:50.775
7 -	29.439	42.553	22.558	1:34.550 (2)	92.64	0.019	16:33:25.325
8 -	29.689	42.496	22.720	1:34.905	92.30	0.374	16:35:00.230
9 -	29.587	42.280	22.664	1:34.531 (1)	92.66		16:36:34.761
10 -	30.182	41.982	22.584	1:34.748 (3)	92.45	0.217	16:38:09.509

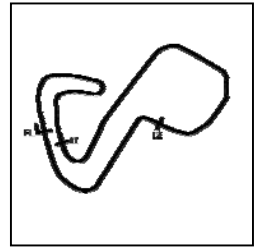
P20 46 Classic Jared WOOD				Formula Vauxhall Lotus			
IDEAL LAP TIME : 1:34.782		BEST LAP TIME : 1:34.846		DIFFERENCE : 0.064			
LAP	SECTOR 1	SECTOR 2	SECTOR 3	LAP TIME	MPH	DIFF	TIME OF DAY
1 -		44.527	23.637	1:49.944	79.67	15.098	16:23:50.506
2 -	30.849	43.777	23.452	1:38.078	89.31	3.232	16:25:28.584
3 -	31.218	43.809	23.957	1:38.984	88.49	4.138	16:27:07.568
4 -	29.982	43.322	23.247	1:36.551	90.72	1.705	16:28:44.119
5 -	29.773	43.561	22.968	1:36.302 (3)	90.96	1.456	16:30:20.421
6 -	30.310	43.864	23.074	1:37.248	90.07	2.402	16:31:57.669
7 -	30.037	45.312	23.888	1:39.237	88.27	4.391	16:33:36.906
8 -	30.109	43.969	23.177	1:37.255	90.07	2.409	16:35:14.161
9 -	29.837	42.258	22.751	1:34.846 (1)	92.35		16:36:49.007
10 -	29.785	42.921	22.774	1:35.480 (2)	91.74	0.634	16:38:24.487

Weather / Track : Bright / Dry

Brands Hatch GP
Circuit Length = 2.4332 miles
Start: 16:22 Flag 16:38 End: 16:41

Mono Championship F3 / 2000 / FR2000 / Classic 2000

RACE 5 - SECTOR ANALYSIS



SECTOR 1 = FL to I1, SECTOR 2 = I1 to I2, SECTOR 3 = I2 to FL, DIFF = Difference To Personal Best Lap, P = Crossed Finish Line in Pit Lane, D = Time Disallowed

P21 21 Classic Ian HUGHES				Van Diemen RF88/XL			
IDEAL LAP TIME : 1:34.808		BEST LAP TIME : 1:35.410		DIFFERENCE : 0.602			
LAP	SECTOR 1	SECTOR 2	SECTOR 3	LAP TIME	MPH	DIFF	TIME OF DAY
1 -		44.458	23.404	1:52.086	78.15	16.676	16:23:52.648
2 -	31.762	44.675	23.437	1:39.874	87.70	4.464	16:25:32.522
3 -	31.265	43.684	23.370	1:38.319	89.09	2.909	16:27:10.841
4 -	30.857	43.601	23.205	1:37.663	89.69	2.253	16:28:48.504
5 -	30.416	43.227	23.241	1:36.884	90.41	1.474	16:30:25.388
6 -	30.051	42.850	22.890	1:35.791	91.44	0.381	16:32:01.179
7 -	29.767	42.417	23.226	1:35.410 (1)	91.81		16:33:36.589
8 -	30.321	43.700	23.121	1:37.142	90.17	1.732	16:35:13.731
9 -	30.214	42.728	22.624	1:35.566 (3)	91.66	0.156	16:36:49.297
10 -	30.055	42.714	22.689	1:35.458 (2)	91.76	0.048	16:38:24.755

P22 96 2000 Taylor MACVEAN				Van Diemen RF93			
IDEAL LAP TIME : 1:35.859		BEST LAP TIME : 1:36.204		DIFFERENCE : 0.345			
LAP	SECTOR 1	SECTOR 2	SECTOR 3	LAP TIME	MPH	DIFF	TIME OF DAY
1 -		45.478	24.465	1:53.999	76.84	17.795	16:23:54.561
2 -	31.950	44.358	23.774	1:40.082	87.52	3.878	16:25:34.643
3 -	31.185	43.814	23.492	1:38.491	88.94	2.287	16:27:13.134
4 -	31.221	43.770	23.566	1:38.557	88.88	2.353	16:28:51.691
5 -	30.643	43.412	23.299	1:37.354	89.97	1.150	16:30:29.045
6 -	30.456	43.551	23.252	1:37.259	90.06	1.055	16:32:06.304
7 -	30.085	43.498	23.517	1:37.100 (3)	90.21	0.896	16:33:43.404
8 -	30.383	42.883	23.243	1:36.509 (2)	90.76	0.305	16:35:19.913
9 -	29.763	43.228	23.213	1:36.204 (1)	91.05		16:36:56.117
10 -	30.733	43.586	23.828	1:38.147	89.25	1.943	16:38:34.264

P23 19 Classic Nick CATANZARO				Formula Vauxhall Lotus			
IDEAL LAP TIME : 1:38.875		BEST LAP TIME : 1:39.249		DIFFERENCE : 0.374			
LAP	SECTOR 1	SECTOR 2	SECTOR 3	LAP TIME	MPH	DIFF	TIME OF DAY
1 -		47.450	23.974	1:56.605	75.12	17.356	16:23:57.167
2 -	31.911	46.585	24.448	1:42.944	85.09	3.695	16:25:40.111
3 -	31.557	45.887	23.880	1:41.324	86.45	2.075	16:27:21.435
4 -	32.602	45.390	23.852	1:41.844	86.01	2.595	16:29:03.279
5 -	31.995	45.697	23.670	1:41.362	86.42	2.113	16:30:44.641
6 -	31.557	45.224	23.660	1:40.441 (3)	87.21	1.192	16:32:25.082
7 -	31.335	45.662	24.305	1:41.302	86.47	2.053	16:34:06.384
8 -	31.686	44.416	23.562	1:39.664 (2)	87.89	0.415	16:35:46.048
9 -	33.837	44.479	23.335	1:41.651	86.17	2.402	16:37:27.699
10 -	31.249	44.291	23.709	1:39.249 (1)	88.26		16:39:06.948

P24 64 Classic Marcus SHEARD				Reynard 883			
IDEAL LAP TIME : 1:39.333		BEST LAP TIME : 1:40.204		DIFFERENCE : 0.871			
LAP	SECTOR 1	SECTOR 2	SECTOR 3	LAP TIME	MPH	DIFF	TIME OF DAY
1 -		47.509	23.976	1:58.182	74.12	17.978	16:23:58.744
2 -	31.984	46.402	24.296	1:42.682	85.31	2.478	16:25:41.426
3 -	31.967	46.226	23.910	1:42.103	85.79	1.899	16:27:23.529
4 -	31.799	46.138	23.948	1:41.885	85.97	1.681	16:29:05.414
5 -	31.338	45.689	23.811	1:40.838	86.87	0.634	16:30:46.252
6 -	31.133	45.778	23.867	1:40.778 (2)	86.92	0.574	16:32:27.030
7 -	31.200	46.259	23.938	1:41.397	86.39	1.193	16:34:08.427
8 -	30.882	45.023	24.899	1:40.804 (3)	86.89	0.600	16:35:49.231
9 -	31.381	44.805	24.018	1:40.204 (1)	87.42		16:37:29.435
10 -	31.246	44.640	25.217	1:41.103	86.64	0.899	16:39:10.538

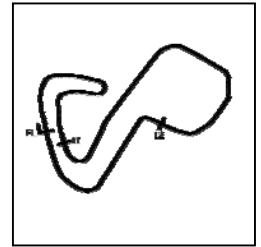
P25 230 FR2000 Chris VOSPER				Formula Renault			
IDEAL LAP TIME : 1:40.415		BEST LAP TIME : 1:40.447		DIFFERENCE : 0.032			
LAP	SECTOR 1	SECTOR 2	SECTOR 3	LAP TIME	MPH	DIFF	TIME OF DAY

Weather / Track : Bright / Dry

Brands Hatch GP
Circuit Length = 2.4332 miles
Start: 16:22 Flag 16:38 End: 16:41

Mono Championship F3 / 2000 / FR2000 / Classic 2000

RACE 5 - SECTOR ANALYSIS



SECTOR 1 = FL to I1, SECTOR 2 = I1 to I2, SECTOR 3 = I2 to FL, DIFF = Difference To Personal Best Lap, P = Crossed Finish Line in Pit Lane, D = Time Disallowed

LAP	SECTOR 1	SECTOR 2	SECTOR 3	LAP TIME	MPH	DIFF	TIME OF DAY
1 -		52.305	26.455	2:11.817	66.45	31.370	16:24:12.379
2 -	33.312	48.384	25.083	1:46.779	82.03	6.332	16:25:59.158
3 -	32.652	49.456	24.989	1:47.097	81.79	6.650	16:27:46.255
4 -	32.389	47.685	25.111	1:45.185	83.28	4.738	16:29:31.440
5 -	34.268	46.750	24.786	1:45.804	82.79	5.357	16:31:17.244
6 -	32.745	46.345	24.319	1:43.409 (3)	84.71	2.962	16:33:00.653
7 -	31.543	47.107	24.850	1:43.500	84.63	3.053	16:34:44.153
8 -	31.219	45.724	26.360	1:43.303 (2)	84.79	2.856	16:36:27.456
9 -	30.988	45.756	23.703	1:40.447 (1)	87.20		16:38:07.903

P26 14 2000 Robert SMITH Dallara F395

IDEAL LAP TIME : 1:48.354 BEST LAP TIME : 1:49.125 DIFFERENCE : 0.771

LAP	SECTOR 1	SECTOR 2	SECTOR 3	LAP TIME	MPH	DIFF	TIME OF DAY
1 -		53.201	27.868	2:12.705	66.00	23.580	16:24:13.267
2 -	35.816	52.254	26.734	1:54.804	76.30	5.679	16:26:08.071
3 -	36.619	51.488	26.887	1:54.994	76.17	5.869	16:28:03.065
4 -	36.792	51.729	25.943	1:54.464	76.52	5.339	16:29:57.529
5 -	36.183	50.191	27.117	1:53.491	77.18	4.366	16:31:51.020
6 -	34.510	49.622	25.608	1:49.740 (3)	79.82	0.615	16:33:40.760
7 -	35.396	48.891	26.724	1:51.011	78.90	1.886	16:35:31.771
8 -	34.134	49.079	25.927	1:49.140 (2)	80.26	0.015	16:37:20.911
9 -	33.855	48.932	26.338	1:49.125 (1)	80.27		16:39:10.036

P27 9 2000 Peter LAGUE Van Diemen RF00

IDEAL LAP TIME : 1:42.461 BEST LAP TIME : 1:42.652 DIFFERENCE : 0.191

LAP	SECTOR 1	SECTOR 2	SECTOR 3	LAP TIME	MPH	DIFF	TIME OF DAY
1 -		48.112	24.132	1:57.601 (2)	74.48	14.949	16:23:58.163
2 -	32.264	46.065	24.323	1:42.652 (1)	85.33		16:25:40.815

Mono Championship F3 / 2000 / FR2000 / Classic 2000

RACE 10 - CLASSIFICATION

POS	NO	CL	PIC NAME	ENTRY	LAPS	TIME	GAP	DIFF	MPH	BEST	ON
1	94	F3	1 Ashley DIBDEN	Dallara F301	9	13:07.792			100.07	1:25.162	3
2	70	F3	2 Chris HODGEN	Dallara F304	9	13:21.890	14.098	14.098	98.31	1:26.763	7
3	10	F3	3 Neil HARRISON	Dallara F302	9	13:24.707	16.915	2.817	97.97	1:27.411	8
4	82	F3	4 Ben CATER	Dallara F306	9	13:25.358	17.566	0.651	97.89	1:26.520	6
5	15	F3	5 Simon TATE	Dallara F302/4	9	13:26.464	18.672	1.106	97.75	1:27.904	4
6	79	F3	6 Lee CUNNINGHAM	Dallara F398	9	13:26.780	18.988	0.316	97.72	1:27.874	9
7	31	F3	7 Chris DAVISON	Dallara F301	9	13:34.524	26.732	7.744	96.79	1:28.532	7
8	92	F3	8 Kevin MCLURG	Dallara F399	9	13:37.659	29.867	3.135	96.41	1:28.369	9
9	49	F3	9 Richard PURCELL	Dallara F305	9	13:48.933	41.141	11.274	95.10	1:28.230	8
10	26	2000	1 Bryn TOOTELL	Van Diemen RF01	9	13:50.561	42.769	1.628	94.92	1:30.629	4
11	6	Classic	1 Peter VENN	Anson SA4	9	13:50.594	42.802	0.033	94.91	1:29.666	8
12	44	2000	2 Kevin OTWAY	Van Diemen F4	9	13:51.496	43.704	0.902	94.81	1:29.703	9
13	87	FR2000	1 Hayden EDMONDS	Formula Renault	9	13:59.422	51.630	7.926	93.92	1:31.237	7
14	27	FR2000	2 James DENSLEY	Tatuus Formula Renault	9	13:59.700	51.908	0.278	93.88	1:30.913	7
15	5	F3	10 Russell GILES	Dallara F398	9	14:00.023	52.231	0.323	93.85	1:30.908	4
16	36	F3	11 Mike HATTON	Dallara F301	9	14:00.544	52.752	0.521	93.79	1:30.938	9
17	32	2000	3 Terry CLARK	Van Diemen RF00	9	14:00.828	53.036	0.284	93.76	1:30.352	8
18	56	FR2000	3 Richard CRISP	Formula Renault	9	14:03.225	55.433	2.397	93.49	1:30.546	9
19	42	2000	4 Paul BRITTEN	Van Diemen RF00	9	14:09.542	1:01.750	6.317	92.80	1:31.611	8
20	21	Classic	2 Ian HUGHES	Van Diemen RF88/XL	9	14:34.759	1:26.967	25.217	90.12	1:34.312	7
21	96	2000	5 Taylor MACVEAN	Van Diemen RF93	9	14:35.180	1:27.388	0.421	90.08	1:34.794	7
22	46	Classic	3 Jared WOOD	Formula Vauxhall Lotus	9	14:39.479	1:31.687	4.299	89.64	1:35.435	6
23	230	FR2000	4 Chris VOSPER	Formula Renault	8	13:13.611	1 Lap	1 Lap	88.30	1:36.038	6
24	64	Classic	4 Marcus SHEARD	Reynard 883	8	13:28.730	1 Lap	15.119	86.65	1:37.960	5
25	19	Classic	5 Nick CATANZARO	Formula Vauxhall Lotus	8	13:52.529	1 Lap	23.799	84.17	1:41.036	6
26	14	2000	6 Robert SMITH	Dallara F395	8	14:48.475	1 Lap	55.946	78.87	1:45.577	7

NOT CLASSIFIED

NC	99	2000	Mat JORDAN	Van Diemen	9	14:09.130	1:01.338	0.000	92.84	1:31.648	9
DNF	43	Classic	Andrew BARRON	Formula Vauxall Lotus	0						

FASTEST LAP

94	F3	Ashley DIBDEN	Dallara F301	3	1:25.162	102.86 mph	165.53 kph
6	Classic	Peter VENN	Anson SA4	8	1:29.666	97.69 mph	157.22 kph
44	2000	Kevin OTWAY	Van Diemen F4	9	1:29.703	97.65 mph	157.15 kph
56	FR2000	Richard CRISP	Formula Renault	9	1:30.546	96.74 mph	155.69 kph

Car 99 - Not Classified as not running at time of red flag

Weather / Track : Bright / Dry

These results are provisional until the conclusion of any judicial and technical matters.

Brands Hatch GP

Circuit Length = 2.4332 miles

Start: 11:59 Flag 12:12 End: 12:15

Clerk Of Course :	Timekeeper :
-------------------	--------------

Mono Championship F3 / 2000 / FR2000 / Classic 2000

RACE 10 - LAP CHART

LAP 1 @ 12:01:23.717			LAP 2 @ 12:02:49.639			LAP 3 @ 12:04:14.801			LAP 4 @ 12:05:40.731			LAP 5 @ 12:07:07.333		
NO	BEHIND	LAP TIME	NO	BEHIND	LAP TIME	NO	BEHIND	LAP TIME	NO	BEHIND	LAP TIME	NO	BEHIND	LAP TIME
15		1:36.403	94		1:25.786	94		1:25.162	94		1:25.930	94		1:26.602
94	0.136	1:36.539	82	1.640	1:27.193	82	3.207	1:26.729	15	8.317	1:27.904	15	10.744	1:29.029
82	0.369	1:36.772	15	3.149	1:29.071	15	6.343	1:28.356	79	9.015	1:28.215	70	11.007	1:28.358
79	0.901	1:37.304	79	3.520	1:28.541	79	6.730	1:28.372	70	9.251	1:28.162	10	11.739	1:28.752
10	1.331	1:37.734	10	3.786	1:28.377	70	7.019	1:27.796	10	9.589	1:28.007	79	12.005	1:29.592
70	1.800	1:38.203	70	4.385	1:28.507	10	7.512	1:28.888	82	12.242	1:34.965	82	14.106	1:28.466
92	2.719	1:39.122	92	7.659	1:30.862	92	12.538	1:30.041	31	15.795	1:29.005	31	18.526	1:29.333
31	2.865	1:39.268	31	7.947	1:31.004	31	12.720	1:29.935	92	17.520	1:30.912	14	1 Lap	1:50.417
26	5.202	1:41.605	26	10.144	1:30.864	26	15.966	1:30.984	26	20.665	1:30.629	92	20.733	1:29.815
87	7.146	1:43.549	87	13.994	1:32.770	87	20.827	1:31.995	6	26.536	1:30.682	26	25.390	1:31.327
42	7.858	1:44.261	27	14.916	1:32.795	6	21.784	1:31.942	44	27.928	1:31.274	6	30.297	1:30.363
27	8.043	1:44.446	6	15.004	1:32.777	44	22.584	1:32.022	87	28.127	1:33.230	44	31.318	1:29.992
6	8.149	1:44.552	44	15.724	1:33.285	49	23.654	1:30.826	49	28.184	1:30.460	49	31.589	1:30.007
49	8.348	1:44.751	36	17.933	1:35.199	27	23.802	1:34.048	27	29.585	1:31.713	87	33.667	1:32.142
44	8.361	1:44.764	49	17.990	1:35.564	36	24.520	1:31.749	36	29.820	1:31.230	27	34.322	1:31.339
36	8.656	1:45.059	42	18.025	1:36.089	5	25.707	1:32.236	5	30.685	1:30.908	36	34.642	1:31.424
99	9.374	1:45.777	56	18.323	1:34.774	56	26.346	1:33.185	56	31.930	1:31.514	5	35.457	1:31.374
56	9.471	1:45.874	5	18.633	1:34.606	42	27.148	1:34.285	32	33.172	1:31.727	56	37.012	1:31.684
5	9.949	1:46.352	99	19.287	1:35.835	32	27.375	1:32.733	42	34.318	1:33.100	32	37.134	1:30.564
21	11.580	1:47.983	32	19.804	1:33.291	99	28.644	1:34.519	99	35.619	1:32.905	42	40.435	1:32.719
32	12.435	1:48.838	21	22.608	1:36.950	21	33.943	1:36.497	21	43.988	1:35.975	99	41.951	1:32.934
46	12.817	1:49.220	46	23.756	1:36.861	46	34.922	1:36.328	46	45.363	1:36.371	21	53.308	1:35.922
96	13.563	1:49.966	96	24.360	1:36.719	96	35.714	1:36.516	96	45.562	1:35.778	96	54.407	1:35.447
230	15.692	1:52.095	230	28.221	1:38.451	230	41.442	1:38.383	230	53.005	1:37.493	46	55.714	1:36.953
64	17.128	1:53.531	64	30.441	1:39.235	64	44.299	1:39.020	64	57.460	1:39.091	230	1:02.762	1:36.359
19	22.697	1:59.100	19	38.047	1:41.272	19	55.603	1:42.718	19	1:11.796	1:42.123	64	1:08.818	1:37.960
14	39.672	2:16.075	14	1:00.869	1:47.119	14	1:21.458	1:45.751						

Weather / Track : Bright / Dry

Results can be found at www.tsl-timing.com

Page 1 of 2

Brands Hatch GP

Circuit Length = 2.4332 miles

Start: 11:59 Flag 12:12 End: 12:15

Printed - 12:21 Sunday, 21 May 2017

Mono Championship F3 / 2000 / FR2000 / Classic 2000

RACE 10 - LAP CHART

LAP 6 @ 12:08:33.725			LAP 7 @ 12:10:00.186			LAP 8 @ 12:11:26.985			LAP 9 @ 12:12:55.106		
NO	BEHIND	LAP TIME	NO	BEHIND	LAP TIME	NO	BEHIND	LAP TIME	NO	BEHIND	LAP TIME
94		1:26.392	94		1:26.461	94		1:26.799	94		1:28.121
19	1 Lap	1:41.254	70	13.958	1:26.763	64	1 Lap	1:39.305	230	1 Lap	1:38.415
15	13.366	1:29.014	19	1 Lap	1:41.036	70	13.931	1:26.772	70	14.098	1:28.288
70	13.656	1:29.041	15	16.403	1:29.498	10	17.270	1:27.411	10	16.915	1:27.766
10	13.936	1:28.589	10	16.658	1:29.183	15	18.071	1:28.467	82	17.566	1:26.988
79	13.955	1:28.342	82	16.693	1:28.920	82	18.699	1:28.805	15	18.672	1:28.722
82	14.234	1:26.520	79	16.721	1:29.227	79	19.235	1:29.313	79	18.988	1:27.874
31	20.961	1:28.827	31	23.032	1:28.532	31	25.869	1:29.636	64	1 Lap	1:41.741
92	24.234	1:29.893	92	27.161	1:29.388	92	29.619	1:29.257	31	26.732	1:28.984
26	31.240	1:32.242	26	35.492	1:30.713	19	1 Lap	1:43.418	92	29.867	1:28.369
6	34.368	1:30.463	6	37.967	1:30.060	26	39.407	1:30.714	49	41.141	1:29.506
44	35.235	1:30.309	49	38.325	1:29.340	49	39.756	1:28.230	26	42.769	1:31.483
49	35.446	1:30.249	44	38.917	1:30.143	6	40.834	1:29.666	6	42.802	1:30.089
87	38.654	1:31.379	87	43.430	1:31.237	44	42.122	1:30.004	44	43.704	1:29.703
27	39.384	1:31.454	27	43.836	1:30.913	87	47.937	1:31.306	19	1 Lap	1:41.608
36	40.116	1:31.866	36	44.630	1:30.975	27	48.139	1:31.102	87	51.630	1:31.814
5	40.559	1:31.494	5	45.218	1:31.120	5	49.375	1:30.956	27	51.908	1:31.890
14	1 Lap	1:49.806	32	47.137	1:30.743	36	49.935	1:32.104	5	52.231	1:30.977
32	42.855	1:32.113	56	49.058	1:31.967	32	50.690	1:30.352	36	52.752	1:30.938
56	43.552	1:32.932	42	52.301	1:32.051	56	53.008	1:30.749	32	53.036	1:30.467
42	46.711	1:32.668	99	52.900	1:31.894	42	57.113	1:31.611	56	55.433	1:30.546
99	47.467	1:31.908	14	1 Lap	1:46.541	99	57.811	1:31.710	99	1:01.338	1:31.648
21	1:02.631	1:35.715	21	1:10.482	1:34.312	21	1:19.385	1:35.702	42	1:01.750	1:32.758
96	1:03.223	1:35.208	96	1:11.556	1:34.794	96	1:20.053	1:35.296	21	1:26.967	1:35.703
46	1:04.757	1:35.435	46	1:14.167	1:35.871	14	1 Lap	1:45.577	96	1:27.388	1:35.456
230	1:12.408	1:36.038	230	1:22.324	1:36.377	46	1:23.431	1:36.063	46	1:31.687	1:36.377
64	1:21.273	1:38.847							14	1 Lap	1:47.189

Weather / Track : Bright / Dry

Brands Hatch GP
 Circuit Length = 2.4332 miles
 Start: 11:59 Flag 12:12 End: 12:15

Mono Championship F3 / 2000 / FR2000 / Classic 2000

RACE 10 - BEST SECTORS

SECTOR 1			SECTOR 2			SECTOR 3			IDEAL / BEST COMPARISON						
POS	NO	NAME	TIME	NO	NAME	TIME	NO	NAME	TIME	POS	NO	NAME	IDEAL	BEST	DIFF
													PERFECT LAP	1:25.021	
1	94	DIBDEN	26.973	94	DIBDEN	37.673	94	DIBDEN	20.375	1	94	DIBDEN	1:25.021	1:25.162	0.141
2	82	CATER	27.163	70	HODGEN	38.515	82	CATER	20.636	2	82	CATER	1:26.317	1:26.520	0.203
3	70	HODGEN	27.166	82	CATER	38.518	70	HODGEN	20.854	3	70	HODGEN	1:26.535	1:26.763	0.228
4	15	TATE	27.472	10	HARRISON	38.793	10	HARRISON	20.918	4	10	HARRISON	1:27.190	1:27.411	0.221
5	10	HARRISON	27.479	79	CUNNINGHAM	38.859	31	DAVISON	20.940	5	15	TATE	1:27.339	1:27.904	0.565
6	79	CUNNINGHAM	27.550	15	TATE	38.873	79	CUNNINGHAM	20.973	6	79	CUNNINGHAM	1:27.382	1:27.874	0.492
7	31	DAVISON	27.631	92	MCLURG	39.080	15	TATE	20.994	7	31	DAVISON	1:28.015	1:28.532	0.517
8	49	PURCELL	27.645	49	PURCELL	39.093	92	MCLURG	21.304	8	49	PURCELL	1:28.230	1:28.230	0.000
9	44	OTWAY	27.963	31	DAVISON	39.444	6	VENN	21.382	9	92	MCLURG	1:28.369	1:28.369	0.000
10	92	MCLURG	27.985	44	OTWAY	39.529	49	PURCELL	21.492	10	44	OTWAY	1:29.251	1:29.703	0.452
11	6	VENN	28.147	6	VENN	39.791	32	CLARK	21.583	11	6	VENN	1:29.320	1:29.666	0.346
12	5	GILES	28.203	56	CRISP	39.891	5	GILES	21.623	12	32	CLARK	1:30.002	1:30.352	0.350
13	87	EDMONDS	28.385	32	CLARK	39.935	36	HATTON	21.661	13	5	GILES	1:30.007	1:30.908	0.901
14	27	DENSLEY	28.397	26	TOOTELL	40.145	26	TOOTELL	21.734	14	26	TOOTELL	1:30.323	1:30.629	0.306
15	26	TOOTELL	28.444	5	GILES	40.181	44	OTWAY	21.759	15	56	CRISP	1:30.424	1:30.546	0.122
16	32	CLARK	28.484	36	HATTON	40.291	99	JORDAN	21.826	16	27	DENSLEY	1:30.723	1:30.913	0.190
17	99	JORDAN	28.651	27	DENSLEY	40.356	56	CRISP	21.840	17	36	HATTON	1:30.734	1:30.938	0.204
18	56	CRISP	28.693	87	EDMONDS	40.637	42	BRITTEN	21.931	18	87	EDMONDS	1:31.079	1:31.237	0.158
19	36	HATTON	28.782	99	JORDAN	40.638	27	DENSLEY	21.970	19	99	JORDAN	1:31.115	1:31.648	0.533
20	42	BRITTEN	28.886	42	BRITTEN	40.757	87	EDMONDS	22.057	20	42	BRITTEN	1:31.574	1:31.611	0.037
21	230	VOSPER	29.641	21	HUGHES	41.889	46	WOOD	22.748	21	21	HUGHES	1:34.312	1:34.312	0.000
22	21	HUGHES	29.644	96	MACVEAN	41.978	21	HUGHES	22.779	22	96	MACVEAN	1:34.611	1:34.794	0.183
23	96	MACVEAN	29.719	46	WOOD	42.761	96	MACVEAN	22.914	23	46	WOOD	1:35.403	1:35.435	0.032
24	46	WOOD	29.894	230	VOSPER	42.820	230	VOSPER	23.059	24	230	VOSPER	1:35.520	1:36.038	0.518
25	64	SHEARD	30.608	19	CATANZARO	43.919	64	SHEARD	23.347	25	64	SHEARD	1:37.910	1:37.960	0.050
26	19	CATANZARO	31.350	64	SHEARD	43.955	19	CATANZARO	23.870	26	19	CATANZARO	1:39.139	1:41.036	1.897
27	14	SMITH	32.836	14	SMITH	46.930	14	SMITH	24.440	27	14	SMITH	1:44.206	1:45.577	1.371
28															

Weather / Track : Bright / Dry

Results can be found at www.tsl-timing.com

Brands Hatch GP

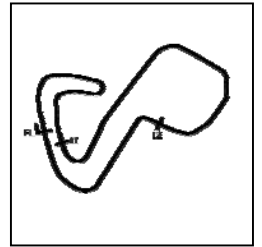
Circuit Length = 2.4332 miles

Start: 11:59 Flag 12:12 End: 12:15

Printed - 12:28 Sunday, 21 May 2017

Mono Championship F3 / 2000 / FR2000 / Classic 2000

RACE 10 - SECTOR ANALYSIS



SECTOR 1 = FL to I1, SECTOR 2 = I1 to I2, SECTOR 3 = I2 to FL, DIFF = Difference To Personal Best Lap, P = Crossed Finish Line in Pit Lane, D = Time Disallowed

P1 94 F3 Ashley DIBDEN			Dallara F301				
IDEAL LAP TIME : 1:25.021		BEST LAP TIME : 1:25.162		DIFFERENCE : 0.141			
LAP	SECTOR 1	SECTOR 2	SECTOR 3	LAP TIME	MPH	DIFF	TIME OF DAY
1 -		40.443	21.435	1:36.539	90.73	11.377	12:01:23.853
2 -	27.581	37.830	20.375	1:25.786 (2)	102.11	0.624	12:02:49.639
3 -	27.002	37.673	20.487	1:25.162 (1)	102.86		12:04:14.801
4 -	26.973	38.281	20.676	1:25.930 (3)	101.94	0.768	12:05:40.731
5 -	27.529	38.491	20.582	1:26.602	101.15	1.440	12:07:07.333
6 -	27.163	38.488	20.741	1:26.392	101.39	1.230	12:08:33.725
7 -	27.249	38.507	20.705	1:26.461	101.31	1.299	12:10:00.186
8 -	27.400	38.546	20.853	1:26.799	100.92	1.637	12:11:26.985
9 -	27.292	40.083	20.746	1:28.121	99.40	2.959	12:12:55.106

P2 70 F3 Chris HODGEN			Dallara F304				
IDEAL LAP TIME : 1:26.535		BEST LAP TIME : 1:26.763		DIFFERENCE : 0.228			
LAP	SECTOR 1	SECTOR 2	SECTOR 3	LAP TIME	MPH	DIFF	TIME OF DAY
1 -		40.736	21.256	1:38.203	89.20	11.440	12:01:25.517
2 -	28.004	39.451	21.052	1:28.507	98.97	1.744	12:02:54.024
3 -	27.506	39.436	20.854	1:27.796 (3)	99.77	1.033	12:04:21.820
4 -	28.244	38.706	21.212	1:28.162	99.36	1.399	12:05:49.982
5 -	28.061	39.290	21.007	1:28.358	99.14	1.595	12:07:18.340
6 -	27.642	39.808	21.591	1:29.041	98.37	2.278	12:08:47.381
7 -	27.166	38.515	21.082	1:26.763 (1)	100.96		12:10:14.144
8 -	27.198	38.518	21.056	1:26.772 (2)	100.95	0.009	12:11:40.916
9 -	27.312	39.962	21.014	1:28.288	99.21	1.525	12:13:09.204

P3 10 F3 Neil HARRISON			Dallara F302				
IDEAL LAP TIME : 1:27.190		BEST LAP TIME : 1:27.411		DIFFERENCE : 0.221			
LAP	SECTOR 1	SECTOR 2	SECTOR 3	LAP TIME	MPH	DIFF	TIME OF DAY
1 -		40.650	21.325	1:37.734	89.62	10.323	12:01:25.048
2 -	28.159	39.300	20.918	1:28.377	99.11	0.966	12:02:53.425
3 -	27.915	40.008	20.965	1:28.888	98.54	1.477	12:04:22.313
4 -	28.052	38.866	21.089	1:28.007 (3)	99.53	0.596	12:05:50.320
5 -	28.188	39.421	21.143	1:28.752	98.70	1.341	12:07:19.072
6 -	27.660	39.383	21.546	1:28.589	98.88	1.178	12:08:47.661
7 -	28.143	39.365	21.675	1:29.183	98.22	1.772	12:10:16.844
8 -	27.632	38.793	20.986	1:27.411 (1)	100.21		12:11:44.255
9 -	27.479	39.223	21.064	1:27.766 (2)	99.80	0.355	12:13:12.021

P4 82 F3 Ben CATER			Dallara F306				
IDEAL LAP TIME : 1:26.317		BEST LAP TIME : 1:26.520		DIFFERENCE : 0.203			
LAP	SECTOR 1	SECTOR 2	SECTOR 3	LAP TIME	MPH	DIFF	TIME OF DAY
1 -		40.906	21.219	1:36.772	90.52	10.252	12:01:24.086
2 -	27.813	38.696	20.684	1:27.193	100.46	0.673	12:02:51.279
3 -	27.478	38.615	20.636	1:26.729 (2)	101.00	0.209	12:04:18.008
4 -	35.049	38.982	20.934	1:34.965	92.24	8.445	12:05:52.973
5 -	27.641	39.750	21.075	1:28.466	99.01	1.946	12:07:21.439
6 -	27.343	38.518	20.659	1:26.520 (1)	101.24		12:08:47.959
7 -	28.228	39.223	21.469	1:28.920	98.51	2.400	12:10:16.879
8 -	28.721	39.374	20.710	1:28.805	98.64	2.285	12:11:45.684
9 -	27.163	38.583	21.242	1:26.988 (3)	100.70	0.468	12:13:12.672

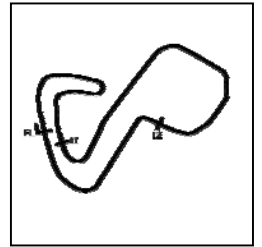
P5 15 F3 Simon TATE			Dallara F302/4				
IDEAL LAP TIME : 1:27.339		BEST LAP TIME : 1:27.904		DIFFERENCE : 0.565			
LAP	SECTOR 1	SECTOR 2	SECTOR 3	LAP TIME	MPH	DIFF	TIME OF DAY
1 -		40.600	21.643	1:36.403	90.86	8.499	12:01:23.717
2 -	28.766	39.097	21.208	1:29.071	98.34	1.167	12:02:52.788
3 -	27.657	39.494	21.205	1:28.356 (2)	99.14	0.452	12:04:21.144
4 -	27.525	39.084	21.295	1:27.904 (1)	99.65		12:05:49.048

Weather / Track : Bright / Dry

Brands Hatch GP
Circuit Length = 2.4332 miles
Start: 11:59 Flag 12:12 End: 12:15

Mono Championship F3 / 2000 / FR2000 / Classic 2000

RACE 10 - SECTOR ANALYSIS



SECTOR 1 = FL to I1, SECTOR 2 = I1 to I2, SECTOR 3 = I2 to FL, DIFF = Difference To Personal Best Lap, P = Crossed Finish Line in Pit Lane, D = Time Disallowed

5 -	27.472	40.277	21.280	1:29.029	98.39	1.125	12:07:18.077
6 -	27.510	39.927	21.577	1:29.014	98.40	1.110	12:08:47.091
7 -	28.248	39.535	21.715	1:29.498	97.87	1.594	12:10:16.589
8 -	28.600	38.873	20.994	1:28.467 (3)	99.01	0.563	12:11:45.056
9 -	27.669	39.623	21.430	1:28.722	98.73	0.818	12:13:13.778

P6 79 F3 Lee CUNNINGHAM			Dallara F398				
IDEAL LAP TIME : 1:27.382		BEST LAP TIME : 1:27.874		DIFFERENCE : 0.492			
LAP	SECTOR 1	SECTOR 2	SECTOR 3	LAP TIME	MPH	DIFF	TIME OF DAY
1 -		40.977	21.345	1:37.304	90.02	9.430	12:01:24.618
2 -	28.322	39.020	21.199	1:28.541	98.93	0.667	12:02:53.159
3 -	27.839	39.281	21.252	1:28.372	99.12	0.498	12:04:21.531
4 -	27.927	39.016	21.272	1:28.215 (2)	99.30	0.341	12:05:49.746
5 -	29.043	39.282	21.267	1:29.592	97.77	1.718	12:07:19.338
6 -	27.788	39.102	21.452	1:28.342 (3)	99.15	0.468	12:08:47.680
7 -	27.971	39.989	21.267	1:29.227	98.17	1.353	12:10:16.907
8 -	28.843	39.497	20.973	1:29.313	98.08	1.439	12:11:46.220
9 -	27.550	38.859	21.465	1:27.874 (1)	99.68		12:13:14.094

P7 31 F3 Chris DAVISON			Dallara F301				
IDEAL LAP TIME : 1:28.015		BEST LAP TIME : 1:28.532		DIFFERENCE : 0.517			
LAP	SECTOR 1	SECTOR 2	SECTOR 3	LAP TIME	MPH	DIFF	TIME OF DAY
1 -		41.246	21.584	1:39.268	88.24	10.736	12:01:26.582
2 -	28.830	40.304	21.870	1:31.004	96.25	2.472	12:02:57.586
3 -	28.300	40.054	21.581	1:29.935	97.40	1.403	12:04:27.521
4 -	28.621	39.444	20.940	1:29.005	98.41	0.473	12:05:56.526
5 -	27.631	39.818	21.884	1:29.333	98.05	0.801	12:07:25.859
6 -	27.864	39.609	21.354	1:28.827 (2)	98.61	0.295	12:08:54.686
7 -	27.711	39.666	21.155	1:28.532 (1)	98.94		12:10:23.218
8 -	28.167	40.137	21.332	1:29.636	97.72	1.104	12:11:52.854
9 -	27.779	39.870	21.335	1:28.984 (3)	98.44	0.452	12:13:21.838

P8 92 F3 Kevin MCLURG			Dallara F399				
IDEAL LAP TIME : 1:28.369		BEST LAP TIME : 1:28.369		DIFFERENCE : 0.000			
LAP	SECTOR 1	SECTOR 2	SECTOR 3	LAP TIME	MPH	DIFF	TIME OF DAY
1 -		41.993	21.618	1:39.122	88.37	10.753	12:01:26.436
2 -	28.894	40.279	21.689	1:30.862	96.40	2.493	12:02:57.298
3 -	28.346	40.094	21.601	1:30.041	97.28	1.672	12:04:27.339
4 -	28.507	40.817	21.588	1:30.912	96.35	2.543	12:05:58.251
5 -	28.516	39.711	21.588	1:29.815	97.53	1.446	12:07:28.066
6 -	28.552	39.877	21.464	1:29.893	97.44	1.524	12:08:57.959
7 -	28.310	39.695	21.383	1:29.388 (3)	97.99	1.019	12:10:27.347
8 -	28.201	39.419	21.637	1:29.257 (2)	98.14	0.888	12:11:56.604
9 -	27.985	39.080	21.304	1:28.369 (1)	99.12		12:13:24.973

P9 49 F3 Richard PURCELL			Dallara F305				
IDEAL LAP TIME : 1:28.230		BEST LAP TIME : 1:28.230		DIFFERENCE : 0.000			
LAP	SECTOR 1	SECTOR 2	SECTOR 3	LAP TIME	MPH	DIFF	TIME OF DAY
1 -		43.394	22.924	1:44.751	83.62	16.521	12:01:32.065
2 -	30.436	42.331	22.797	1:35.564	91.66	7.334	12:03:07.629
3 -	28.876	39.437	22.513	1:30.826	96.44	2.596	12:04:38.455
4 -	28.269	39.959	22.232	1:30.460	96.83	2.230	12:06:08.915
5 -	28.849	39.430	21.728	1:30.007	97.32	1.777	12:07:38.922
6 -	28.222	40.383	21.644	1:30.249	97.06	2.019	12:09:09.171
7 -	27.931	39.774	21.635	1:29.340 (2)	98.05	1.110	12:10:38.511
8 -	27.645	39.093	21.492	1:28.230 (1)	99.28		12:12:06.741
9 -	28.023	39.359	22.124	1:29.506 (3)	97.86	1.276	12:13:36.247

Weather / Track : Bright / Dry

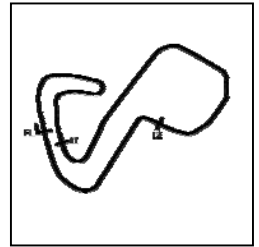
Brands Hatch GP

Circuit Length = 2.4332 miles

Start: 11:59 Flag 12:12 End: 12:15

Mono Championship F3 / 2000 / FR2000 / Classic 2000

RACE 10 - SECTOR ANALYSIS



SECTOR 1 = FL to I1, SECTOR 2 = I1 to I2, SECTOR 3 = I2 to FL, DIFF = Difference To Personal Best Lap, P = Crossed Finish Line in Pit Lane, D = Time Disallowed

P10 26 2000 Bryn TOOTELL			Van Diemen RF01				
IDEAL LAP TIME : 1:30.323		BEST LAP TIME : 1:30.629		DIFFERENCE : 0.306			
LAP	SECTOR 1	SECTOR 2	SECTOR 3	LAP TIME	MPH	DIFF	TIME OF DAY
1 -		42.114	21.824	1:41.605	86.21	10.976	12:01:28.919
2 -	28.444	40.615	21.805	1:30.864	96.40	0.235	12:02:59.783
3 -	28.657	40.426	21.901	1:30.984	96.27	0.355	12:04:30.767
4 -	28.728	40.167	21.734	1:30.629 (1)	96.65		12:06:01.396
5 -	28.826	40.265	22.236	1:31.327	95.91	0.698	12:07:32.723
6 -	28.867	41.244	22.131	1:32.242	94.96	1.613	12:09:04.965
7 -	28.612	40.192	21.909	1:30.713 (2)	96.56	0.084	12:10:35.678
8 -	28.563	40.189	21.962	1:30.714 (3)	96.56	0.085	12:12:06.392
9 -	29.069	40.145	22.269	1:31.483	95.75	0.854	12:13:37.875

P11 6 Classic Peter VENN			Anson SA4				
IDEAL LAP TIME : 1:29.320		BEST LAP TIME : 1:29.666		DIFFERENCE : 0.346			
LAP	SECTOR 1	SECTOR 2	SECTOR 3	LAP TIME	MPH	DIFF	TIME OF DAY
1 -		43.063	23.358	1:44.552	83.78	14.886	12:01:31.866
2 -	29.410	41.644	21.723	1:32.777	94.41	3.111	12:03:04.643
3 -	29.067	41.033	21.842	1:31.942	95.27	2.276	12:04:36.585
4 -	28.297	40.892	21.493	1:30.682	96.59	1.016	12:06:07.267
5 -	28.147	40.797	21.419	1:30.363	96.94	0.697	12:07:37.630
6 -	28.335	40.730	21.398	1:30.463	96.83	0.797	12:09:08.093
7 -	28.177	40.347	21.536	1:30.060 (2)	97.26	0.394	12:10:38.153
8 -	28.364	39.920	21.382	1:29.666 (1)	97.69		12:12:07.819
9 -	28.438	39.791	21.860	1:30.089 (3)	97.23	0.423	12:13:37.908

P12 44 2000 Kevin OTWAY			Van Diemen F4				
IDEAL LAP TIME : 1:29.251		BEST LAP TIME : 1:29.703		DIFFERENCE : 0.452			
LAP	SECTOR 1	SECTOR 2	SECTOR 3	LAP TIME	MPH	DIFF	TIME OF DAY
1 -		43.481	22.636	1:44.764	83.61	15.061	12:01:32.078
2 -	29.934	41.261	22.090	1:33.285	93.90	3.582	12:03:05.363
3 -	28.833	41.305	21.884	1:32.022	95.19	2.319	12:04:37.385
4 -	28.575	40.324	22.375	1:31.274	95.97	1.571	12:06:08.659
5 -	28.443	39.790	21.759	1:29.992 (2)	97.34	0.289	12:07:38.651
6 -	28.162	40.343	21.804	1:30.309	96.99	0.606	12:09:08.960
7 -	28.578	39.787	21.778	1:30.143	97.17	0.440	12:10:39.103
8 -	28.289	39.943	21.772	1:30.004 (3)	97.32	0.301	12:12:09.107
9 -	27.963	39.529	22.211	1:29.703 (1)	97.65		12:13:38.810

P13 87 FR2000 Hayden EDMONDS			Formula Renault				
IDEAL LAP TIME : 1:31.079		BEST LAP TIME : 1:31.237		DIFFERENCE : 0.158			
LAP	SECTOR 1	SECTOR 2	SECTOR 3	LAP TIME	MPH	DIFF	TIME OF DAY
1 -		43.102	23.066	1:43.549	84.59	12.312	12:01:30.863
2 -	29.176	41.216	22.378	1:32.770	94.42	1.533	12:03:03.633
3 -	28.758	41.012	22.225	1:31.995	95.22	0.758	12:04:35.628
4 -	28.829	41.604	22.797	1:33.230	93.95	1.993	12:06:08.858
5 -	29.340	40.681	22.121	1:32.142	95.06	0.905	12:07:41.000
6 -	28.385	40.774	22.220	1:31.379 (3)	95.86	0.142	12:09:12.379
7 -	28.480	40.637	22.120	1:31.237 (1)	96.01		12:10:43.616
8 -	28.582	40.667	22.057	1:31.306 (2)	95.93	0.069	12:12:14.922
9 -	29.013	40.691	22.110	1:31.814	95.40	0.577	12:13:46.736

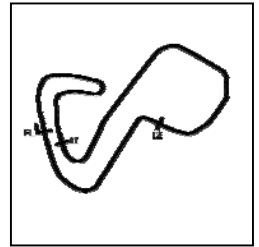
P14 27 FR2000 James DENSLEY			Tatus Formula Renault				
IDEAL LAP TIME : 1:30.723		BEST LAP TIME : 1:30.913		DIFFERENCE : 0.190			
LAP	SECTOR 1	SECTOR 2	SECTOR 3	LAP TIME	MPH	DIFF	TIME OF DAY
1 -		43.929	22.965	1:44.446	83.86	13.533	12:01:31.760
2 -	28.985	41.650	22.160	1:32.795	94.39	1.882	12:03:04.555
3 -	28.868	42.316	22.864	1:34.048	93.14	3.135	12:04:38.603
4 -	28.824	40.622	22.267	1:31.713	95.51	0.800	12:06:10.316

Weather / Track : Bright / Dry

Brands Hatch GP
Circuit Length = 2.4332 miles
Start: 11:59 Flag 12:12 End: 12:15

Mono Championship F3 / 2000 / FR2000 / Classic 2000

RACE 10 - SECTOR ANALYSIS



SECTOR 1 = FL to I1, SECTOR 2 = I1 to I2, SECTOR 3 = I2 to FL, DIFF = Difference To Personal Best Lap, P = Crossed Finish Line in Pit Lane, D = Time Disallowed

5 -	28.516	40.853	21.970	1:31.339 (3)	95.90	0.426	12:07:41.655
6 -	28.413	40.732	22.309	1:31.454	95.78	0.541	12:09:13.109
7 -	28.500	40.356	22.057	1:30.913 (1)	96.35		12:10:44.022
8 -	28.523	40.565	22.014	1:31.102 (2)	96.15	0.189	12:12:15.124
9 -	28.397	41.389	22.104	1:31.890	95.32	0.977	12:13:47.014

P15	5 F3	Russell GILES	Dallara F398				
IDEAL LAP TIME : 1:30.007		BEST LAP TIME : 1:30.908		DIFFERENCE : 0.901			
LAP	SECTOR 1	SECTOR 2	SECTOR 3	LAP TIME	MPH	DIFF	TIME OF DAY

1 -		42.807	22.592	1:46.352	82.36	15.444	12:01:33.666
2 -	30.244	41.923	22.439	1:34.606	92.59	3.698	12:03:08.272
3 -	29.659	40.821	21.756	1:32.236	94.97	1.328	12:04:40.508
4 -	28.868	40.181	21.859	1:30.908 (1)	96.35		12:06:11.416
5 -	28.679	40.899	21.796	1:31.374	95.86	0.466	12:07:42.790
6 -	28.675	40.673	22.146	1:31.494	95.74	0.586	12:09:14.284
7 -	28.741	40.518	21.861	1:31.120	96.13	0.212	12:10:45.404
8 -	29.065	40.268	21.623	1:30.956 (2)	96.30	0.048	12:12:16.360
9 -	28.203	41.112	21.662	1:30.977 (3)	96.28	0.069	12:13:47.337

P16	36 F3	Mike HATTON	Dallara F301				
IDEAL LAP TIME : 1:30.734		BEST LAP TIME : 1:30.938		DIFFERENCE : 0.204			
LAP	SECTOR 1	SECTOR 2	SECTOR 3	LAP TIME	MPH	DIFF	TIME OF DAY

1 -		42.975	22.540	1:45.059	83.38	14.121	12:01:32.373
2 -	30.595	42.307	22.297	1:35.199	92.01	4.261	12:03:07.572
3 -	29.590	40.339	21.820	1:31.749	95.47	0.811	12:04:39.321
4 -	29.084	40.315	21.831	1:31.230 (3)	96.01	0.292	12:06:10.551
5 -	28.855	40.908	21.661	1:31.424	95.81	0.486	12:07:41.975
6 -	28.920	40.573	22.373	1:31.866	95.35	0.928	12:09:13.841
7 -	28.782	40.343	21.850	1:30.975 (2)	96.28	0.037	12:10:44.816
8 -	29.944	40.322	21.838	1:32.104	95.10	1.166	12:12:16.920
9 -	28.808	40.291	21.839	1:30.938 (1)	96.32		12:13:47.858

P17	32 2000	Terry CLARK	Van Diemen RF00				
IDEAL LAP TIME : 1:30.002		BEST LAP TIME : 1:30.352		DIFFERENCE : 0.350			
LAP	SECTOR 1	SECTOR 2	SECTOR 3	LAP TIME	MPH	DIFF	TIME OF DAY

1 -		43.743	22.990	1:48.838	80.48	18.486	12:01:36.152
2 -	29.767	41.546	21.978	1:33.291	93.89	2.939	12:03:09.443
3 -	29.301	41.527	21.905	1:32.733	94.46	2.381	12:04:42.176
4 -	29.398	40.541	21.788	1:31.727	95.49	1.375	12:06:13.903
5 -	28.711	40.057	21.796	1:30.564 (3)	96.72	0.212	12:07:44.467
6 -	28.974	41.144	21.995	1:32.113	95.09	1.761	12:09:16.580
7 -	28.949	40.056	21.738	1:30.743	96.53	0.391	12:10:47.323
8 -	28.834	39.935	21.583	1:30.352 (1)	96.95		12:12:17.675
9 -	28.484	40.160	21.823	1:30.467 (2)	96.82	0.115	12:13:48.142

P18	56 FR2000	Richard CRISP	Formula Renault				
IDEAL LAP TIME : 1:30.424		BEST LAP TIME : 1:30.546		DIFFERENCE : 0.122			
LAP	SECTOR 1	SECTOR 2	SECTOR 3	LAP TIME	MPH	DIFF	TIME OF DAY

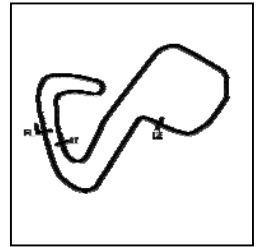
1 -		42.658	22.776	1:45.874	82.73	15.328	12:01:33.188
2 -	30.048	42.284	22.442	1:34.774	92.42	4.228	12:03:07.962
3 -	29.716	41.384	22.085	1:33.185	94.00	2.639	12:04:41.147
4 -	28.888	40.299	22.327	1:31.514 (3)	95.72	0.968	12:06:12.661
5 -	28.941	40.614	22.129	1:31.684	95.54	1.138	12:07:44.345
6 -	29.010	41.521	22.401	1:32.932	94.26	2.386	12:09:17.277
7 -	29.734	40.345	21.888	1:31.967	95.24	1.421	12:10:49.244
8 -	28.693	40.199	21.857	1:30.749 (2)	96.52	0.203	12:12:19.993
9 -	28.815	39.891	21.840	1:30.546 (1)	96.74		12:13:50.539

Weather / Track : Bright / Dry

Brands Hatch GP
Circuit Length = 2.4332 miles
Start: 11:59 Flag 12:12 End: 12:15

Mono Championship F3 / 2000 / FR2000 / Classic 2000

RACE 10 - SECTOR ANALYSIS



SECTOR 1 = FL to I1, SECTOR 2 = I1 to I2, SECTOR 3 = I2 to FL, DIFF = Difference To Personal Best Lap, P = Crossed Finish Line in Pit Lane, D = Time Disallowed

P19 42 2000 Paul BRITTEN		Van Diemen RF00					
IDEAL LAP TIME : 1:31.574		BEST LAP TIME : 1:31.611		DIFFERENCE : 0.037			
LAP	SECTOR 1	SECTOR 2	SECTOR 3	LAP TIME	MPH	DIFF	TIME OF DAY
1 -		43.526	23.906	1:44.261	84.01	12.650	12:01:31.575
2 -	30.351	42.522	23.216	1:36.089	91.16	4.478	12:03:07.664
3 -	30.219	41.959	22.107	1:34.285	92.90	2.674	12:04:41.949
4 -	29.333	41.557	22.210	1:33.100	94.09	1.489	12:06:15.049
5 -	28.887	41.555	22.277	1:32.719	94.47	1.108	12:07:47.768
6 -	29.363	41.017	22.288	1:32.668 (3)	94.52	1.057	12:09:20.436
7 -	29.129	40.885	22.037	1:32.051 (2)	95.16	0.440	12:10:52.487
8 -	28.886	40.757	21.968	1:31.611 (1)	95.61		12:12:24.098
9 -	29.106	41.721	21.931	1:32.758	94.43	1.147	12:13:56.856

P20 21 Classic Ian HUGHES		Van Diemen RF88/XL					
IDEAL LAP TIME : 1:34.312		BEST LAP TIME : 1:34.312		DIFFERENCE : 0.000			
LAP	SECTOR 1	SECTOR 2	SECTOR 3	LAP TIME	MPH	DIFF	TIME OF DAY
1 -		43.375	23.149	1:47.983	81.12	13.671	12:01:35.297
2 -	30.522	43.150	23.278	1:36.950	90.35	2.638	12:03:12.247
3 -	30.628	42.832	23.037	1:36.497	90.77	2.185	12:04:48.744
4 -	30.079	42.745	23.151	1:35.975	91.27	1.663	12:06:24.719
5 -	29.961	42.702	23.259	1:35.922	91.32	1.610	12:08:00.641
6 -	30.364	42.569	22.782	1:35.715	91.52	1.403	12:09:36.356
7 -	29.644	41.889	22.779	1:34.312 (1)	92.88		12:11:10.668
8 -	29.756	42.600	23.346	1:35.702 (2)	91.53	1.390	12:12:46.370
9 -	30.129	42.528	23.046	1:35.703 (3)	91.53	1.391	12:14:22.073

P21 96 2000 Taylor MACVEAN		Van Diemen RF93					
IDEAL LAP TIME : 1:34.611		BEST LAP TIME : 1:34.794		DIFFERENCE : 0.183			
LAP	SECTOR 1	SECTOR 2	SECTOR 3	LAP TIME	MPH	DIFF	TIME OF DAY
1 -		44.483	23.535	1:49.966	79.65	15.172	12:01:37.280
2 -	30.687	42.898	23.134	1:36.719	90.57	1.925	12:03:13.999
3 -	30.382	43.074	23.060	1:36.516	90.76	1.722	12:04:50.515
4 -	29.719	42.998	23.061	1:35.778	91.45	0.984	12:06:26.293
5 -	30.192	42.252	23.003	1:35.447	91.77	0.653	12:08:01.740
6 -	30.118	42.176	22.914	1:35.208 (2)	92.00	0.414	12:09:36.948
7 -	29.763	41.978	23.053	1:34.794 (1)	92.40		12:11:11.742
8 -	29.719	42.134	23.443	1:35.296 (3)	91.92	0.502	12:12:47.038
9 -	29.828	42.437	23.191	1:35.456	91.76	0.662	12:14:22.494

P22 46 Classic Jared WOOD		Formula Vauxhall Lotus					
IDEAL LAP TIME : 1:35.403		BEST LAP TIME : 1:35.435		DIFFERENCE : 0.032			
LAP	SECTOR 1	SECTOR 2	SECTOR 3	LAP TIME	MPH	DIFF	TIME OF DAY
1 -		44.836	23.693	1:49.220	80.20	13.785	12:01:36.534
2 -	30.337	43.305	23.219	1:36.861	90.43	1.426	12:03:13.395
3 -	30.708	42.872	22.748	1:36.328	90.93	0.893	12:04:49.723
4 -	30.143	43.105	23.123	1:36.371	90.89	0.936	12:06:26.094
5 -	30.858	43.248	22.847	1:36.953	90.35	1.518	12:08:03.047
6 -	29.894	42.767	22.774	1:35.435 (1)	91.78		12:09:38.482
7 -	29.986	42.761	23.124	1:35.871 (2)	91.37	0.436	12:11:14.353
8 -	30.389	42.768	22.906	1:36.063 (3)	91.18	0.628	12:12:50.416
9 -	30.551	42.940	22.886	1:36.377	90.89	0.942	12:14:26.793

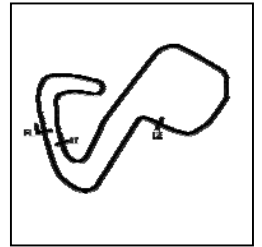
P23 230 FR2000 Chris VOSPER		Formula Renault					
IDEAL LAP TIME : 1:35.520		BEST LAP TIME : 1:36.038		DIFFERENCE : 0.518			
LAP	SECTOR 1	SECTOR 2	SECTOR 3	LAP TIME	MPH	DIFF	TIME OF DAY
1 -		45.277	23.870	1:52.095	78.14	16.057	12:01:39.409
2 -	30.694	43.987	23.770	1:38.451	88.97	2.413	12:03:17.860
3 -	30.896	43.938	23.549	1:38.383	89.03	2.345	12:04:56.243
4 -	30.643	43.512	23.338	1:37.493	89.85	1.455	12:06:33.736

Weather / Track : Bright / Dry

Brands Hatch GP
Circuit Length = 2.4332 miles
Start: 11:59 Flag 12:12 End: 12:15

Mono Championship F3 / 2000 / FR2000 / Classic 2000

RACE 10 - SECTOR ANALYSIS



SECTOR 1 = FL to I1, SECTOR 2 = I1 to I2, SECTOR 3 = I2 to FL, DIFF = Difference To Personal Best Lap, P = Crossed Finish Line in Pit Lane, D = Time Disallowed

5 -	30.041	43.173	23.145	1:36.359 (2)	90.90	0.321	12:08:10.095
6 -	30.037	42.820	23.181	1:36.038 (1)	91.21		12:09:46.133
7 -	30.327	42.991	23.059	1:36.377 (3)	90.89	0.339	12:11:22.510
8 -	29.641	45.472	23.302	1:38.415	89.00	2.377	12:13:00.925

P24 64 Classic Marcus SHEARD			Reynard 883				
IDEAL LAP TIME : 1:37.910		BEST LAP TIME : 1:37.960		DIFFERENCE : 0.050			
LAP	SECTOR 1	SECTOR 2	SECTOR 3	LAP TIME	MPH	DIFF	TIME OF DAY
1 -		46.000	24.135	1:53.531	77.15	15.571	12:01:40.845
2 -	30.819	44.720	23.696	1:39.235	88.27	1.275	12:03:20.080
3 -	31.128	44.545	23.347	1:39.020 (3)	88.46	1.060	12:04:59.100
4 -	31.017	44.584	23.490	1:39.091	88.40	1.131	12:06:38.191
5 -	30.608	43.955	23.397	1:37.960 (1)	89.42		12:08:16.151
6 -	30.943	44.365	23.539	1:38.847 (2)	88.62	0.887	12:09:54.998
7 -	30.758	45.178	23.369	1:39.305	88.21	1.345	12:11:34.303
8 -	31.221	45.571	24.949	1:41.741	86.09	3.781	12:13:16.044

P25 19 Classic Nick CATANZARO			Formula Vauxhall Lotus				
IDEAL LAP TIME : 1:39.139		BEST LAP TIME : 1:41.036		DIFFERENCE : 1.897			
LAP	SECTOR 1	SECTOR 2	SECTOR 3	LAP TIME	MPH	DIFF	TIME OF DAY
1 -		46.820	24.242	1:59.100	73.55	18.064	12:01:46.414
2 -	31.818	45.315	24.139	1:41.272 (3)	86.49	0.236	12:03:27.686
3 -	31.900	46.110	24.708	1:42.718	85.28	1.682	12:05:10.404
4 -	32.379	45.874	23.870	1:42.123	85.77	1.087	12:06:52.527
5 -	31.361	45.682	24.211	1:41.254 (2)	86.51	0.218	12:08:33.781
6 -	32.457	44.481	24.098	1:41.036 (1)	86.70		12:10:14.817
7 -	32.823	45.224	25.371	1:43.418	84.70	2.382	12:11:58.235
8 -	31.350	43.919	26.339	1:41.608	86.21	0.572	12:13:39.843

P26 14 2000 Robert SMITH			Dallara F395				
IDEAL LAP TIME : 1:44.206		BEST LAP TIME : 1:45.577		DIFFERENCE : 1.371			
LAP	SECTOR 1	SECTOR 2	SECTOR 3	LAP TIME	MPH	DIFF	TIME OF DAY
1 -		50.748	25.925	2:16.075	64.37	30.498	12:02:03.389
2 -	34.381	48.077	24.661	1:47.119	81.77	1.542	12:03:50.508
3 -	33.425	47.764	24.562	1:45.751 (2)	82.83	0.174	12:05:36.259
4 -	35.044	49.762	25.611	1:50.417	79.33	4.840	12:07:26.676
5 -	34.154	49.801	25.851	1:49.806	79.77	4.229	12:09:16.482
6 -	34.582	47.519	24.440	1:46.541 (3)	82.22	0.964	12:11:03.023
7 -	32.836	46.930	25.811	1:45.577 (1)	82.97		12:12:48.600
8 -	34.336	47.742	25.111	1:47.189	81.72	1.612	12:14:35.789


P27 99 2000 Mat JORDAN			Van Diemen				
IDEAL LAP TIME : 1:31.115		BEST LAP TIME : 1:31.648		DIFFERENCE : 0.533			
LAP	SECTOR 1	SECTOR 2	SECTOR 3	LAP TIME	MPH	DIFF	TIME OF DAY
1 -		42.491	23.046	1:45.777	82.81	14.129	12:01:33.091
2 -	30.534	42.567	22.734	1:35.835	91.40	4.187	12:03:08.926
3 -	29.685	42.385	22.449	1:34.519	92.67	2.871	12:04:43.445
4 -	29.263	41.491	22.151	1:32.905	94.28	1.257	12:06:16.350
5 -	29.204	41.661	22.069	1:32.934	94.25	1.286	12:07:49.284
6 -	28.917	41.072	21.919	1:31.908	95.31	0.260	12:09:21.192
7 -	29.266	40.638	21.990	1:31.894 (3)	95.32	0.246	12:10:53.086
8 -	28.909	40.857	21.944	1:31.710 (2)	95.51	0.062	12:12:24.796
9 -	28.651	41.171	21.826	1:31.648 (1)	95.58		12:13:56.444

Weather / Track : Bright / Dry

Brands Hatch GP
Circuit Length = 2.4332 miles
Start: 11:59 Flag 12:12 End: 12:15

Mono Championship F3 / 2000 / FR2000 / Classic 2000

RACE 17 - GRID (15 minutes)

ROW 15	29	9 Peter LAGUE	30	40 Rob MANSER
ROW 14	27	99 Mat JORDAN	28	43 Andrew BARRON
ROW 13	25	19 Nick CATANZARO	26	14 Robert SMITH
ROW 12	23	230 Chris VOSPER	24	64 Marcus SHEARD
ROW 11	21	96 Taylor MACVEAN	22	46 Jared WOOD
ROW 10	19	42 Paul BRITTEN	20	21 Ian HUGHES
ROW 9	17	32 Terry CLARK	18	56 Richard CRISP
ROW 8	15	5 Russell GILES	16	36 Mike HATTON
ROW 7	13	87 Hayden EDMONDS	14	27 James DENSLEY
ROW 6	11	6 Peter VENN	12	44 Kevin OTWAY
ROW 5	9	49 Richard PURCELL	10	26 Bryn TOOTELL
ROW 4	7	31 Chris DAVISON	8	92 Kevin MCLURG
ROW 3	5	15 Simon TATE	6	79 Lee CUNNINGHAM
ROW 2	3	10 Neil HARRISON	4	82 Ben CATER
ROW 1	1	94 Ashley DIBDEN	2	70 Chris HODGEN
Pole				
				

Brands Hatch GP
Circuit Length = 2.4332 miles

These results are provisional until the conclusion of any judicial and technical matters.

Clerk Of Course :

Timekeeper :

Mono Championship F3 / 2000 / FR2000 / Classic 2000

RACE 10 - CLASSIFICATION

POS	NO	CL	PIC	NAME	ENTRY	LAPS	TIME	GAP	DIFF	MPH	BEST	ON
1	94	F3	1	Ashley DIBDEN	Dallara F301	9	13:07.792			100.07	1:25.162	3
2	70	F3	2	Chris HODGEN	Dallara F304	9	13:21.890	14.098	14.098	98.31	1:26.763	7
3	10	F3	3	Neil HARRISON	Dallara F302	9	13:24.707	16.915	2.817	97.97	1:27.411	8
4	82	F3	4	Ben CATER	Dallara F306	9	13:25.358	17.566	0.651	97.89	1:26.520	6
5	15	F3	5	Simon TATE	Dallara F302/4	9	13:26.464	18.672	1.106	97.75	1:27.904	4
6	79	F3	6	Lee CUNNINGHAM	Dallara F398	9	13:26.780	18.988	0.316	97.72	1:27.874	9
7	31	F3	7	Chris DAVISON	Dallara F301	9	13:34.524	26.732	7.744	96.79	1:28.532	7
8	92	F3	8	Kevin MCLURG	Dallara F399	9	13:37.659	29.867	3.135	96.41	1:28.369	9
9	49	F3	9	Richard PURCELL	Dallara F305	9	13:48.933	41.141	11.274	95.10	1:28.230	8
10	26	2000	1	Bryn TOOTELL	Van Diemen RF01	9	13:50.561	42.769	1.628	94.92	1:30.629	4
11	6	Classic	1	Peter VENN	Anson SA4	9	13:50.594	42.802	0.033	94.91	1:29.666	8
12	44	2000	2	Kevin OTWAY	Van Diemen F4	9	13:51.496	43.704	0.902	94.81	1:29.703	9
13	87	FR2000	1	Hayden EDMONDS	Formula Renault	9	13:59.422	51.630	7.926	93.92	1:31.237	7
14	27	FR2000	2	James DENSLEY	Tatuus Formula Renault	9	13:59.700	51.908	0.278	93.88	1:30.913	7
15	5	F3	10	Russell GILES	Dallara F398	9	14:00.023	52.231	0.323	93.85	1:30.908	4
16	36	F3	11	Mike HATTON	Dallara F301	9	14:00.544	52.752	0.521	93.79	1:30.938	9
17	32	2000	3	Terry CLARK	Van Diemen RF00	9	14:00.828	53.036	0.284	93.76	1:30.352	8
18	56	FR2000	3	Richard CRISP	Formula Renault	9	14:03.225	55.433	2.397	93.49	1:30.546	9
19	42	2000	4	Paul BRITTEN	Van Diemen RF00	9	14:09.542	1:01.750	6.317	92.80	1:31.611	8
20	21	Classic	2	Ian HUGHES	Van Diemen RF88/XL	9	14:34.759	1:26.967	25.217	90.12	1:34.312	7
21	96	2000	5	Taylor MACVEAN	Van Diemen RF93	9	14:35.180	1:27.388	0.421	90.08	1:34.794	7
22	46	Classic	3	Jared WOOD	Formula Vauxhall Lotus	9	14:39.479	1:31.687	4.299	89.64	1:35.435	6
23	230	FR2000	4	Chris VOSPER	Formula Renault	8	13:13.611	1 Lap	1 Lap	88.30	1:36.038	6
24	64	Classic	4	Marcus SHEARD	Reynard 883	8	13:28.730	1 Lap	15.119	86.65	1:37.960	5
25	19	Classic	5	Nick CATANZARO	Formula Vauxhall Lotus	8	13:52.529	1 Lap	23.799	84.17	1:41.036	6
26	14	2000	6	Robert SMITH	Dallara F395	8	14:48.475	1 Lap	55.946	78.87	1:45.577	7

NOT CLASSIFIED

NC	99	2000		Mat JORDAN	Van Diemen	9	14:09.130	1:01.338	0.000	92.84	1:31.648	9
DNF	43	Classic		Andrew BARRON	Formula Vauxall Lotus	0						

FASTEST LAP

94	F3	Ashley DIBDEN	Dallara F301	3	1:25.162	102.86 mph	165.53 kph
6	Classic	Peter VENN	Anson SA4	8	1:29.666	97.69 mph	157.22 kph
44	2000	Kevin OTWAY	Van Diemen F4	9	1:29.703	97.65 mph	157.15 kph
56	FR2000	Richard CRISP	Formula Renault	9	1:30.546	96.74 mph	155.69 kph

Car 99 - Not Classified as not running at time of red flag

Weather / Track : Bright / Dry

These results are provisional until the conclusion of any judicial and technical matters.

Brands Hatch GP

Circuit Length = 2.4332 miles

Start: 11:59 Flag 12:12 End: 12:15

Clerk Of Course :	Timekeeper :
-------------------	--------------

Mono Championship F3 / 2000 / FR2000 / Classic 2000

RACE 10 - LAP CHART

LAP 1 @ 12:01:23.717			LAP 2 @ 12:02:49.639			LAP 3 @ 12:04:14.801			LAP 4 @ 12:05:40.731			LAP 5 @ 12:07:07.333		
NO	BEHIND	LAP TIME	NO	BEHIND	LAP TIME	NO	BEHIND	LAP TIME	NO	BEHIND	LAP TIME	NO	BEHIND	LAP TIME
15		1:36.403	94		1:25.786	94		1:25.162	94		1:25.930	94		1:26.602
94	0.136	1:36.539	82	1.640	1:27.193	82	3.207	1:26.729	15	8.317	1:27.904	15	10.744	1:29.029
82	0.369	1:36.772	15	3.149	1:29.071	15	6.343	1:28.356	79	9.015	1:28.215	70	11.007	1:28.358
79	0.901	1:37.304	79	3.520	1:28.541	79	6.730	1:28.372	70	9.251	1:28.162	10	11.739	1:28.752
10	1.331	1:37.734	10	3.786	1:28.377	70	7.019	1:27.796	10	9.589	1:28.007	79	12.005	1:29.592
70	1.800	1:38.203	70	4.385	1:28.507	10	7.512	1:28.888	82	12.242	1:34.965	82	14.106	1:28.466
92	2.719	1:39.122	92	7.659	1:30.862	92	12.538	1:30.041	31	15.795	1:29.005	31	18.526	1:29.333
31	2.865	1:39.268	31	7.947	1:31.004	31	12.720	1:29.935	92	17.520	1:30.912	14	1 Lap	1:50.417
26	5.202	1:41.605	26	10.144	1:30.864	26	15.966	1:30.984	26	20.665	1:30.629	92	20.733	1:29.815
87	7.146	1:43.549	87	13.994	1:32.770	87	20.827	1:31.995	6	26.536	1:30.682	26	25.390	1:31.327
42	7.858	1:44.261	27	14.916	1:32.795	6	21.784	1:31.942	44	27.928	1:31.274	6	30.297	1:30.363
27	8.043	1:44.446	6	15.004	1:32.777	44	22.584	1:32.022	87	28.127	1:33.230	44	31.318	1:29.992
6	8.149	1:44.552	44	15.724	1:33.285	49	23.654	1:30.826	49	28.184	1:30.460	49	31.589	1:30.007
49	8.348	1:44.751	36	17.933	1:35.199	27	23.802	1:34.048	27	29.585	1:31.713	87	33.667	1:32.142
44	8.361	1:44.764	49	17.990	1:35.564	36	24.520	1:31.749	36	29.820	1:31.230	27	34.322	1:31.339
36	8.656	1:45.059	42	18.025	1:36.089	5	25.707	1:32.236	5	30.685	1:30.908	36	34.642	1:31.424
99	9.374	1:45.777	56	18.323	1:34.774	56	26.346	1:33.185	56	31.930	1:31.514	5	35.457	1:31.374
56	9.471	1:45.874	5	18.633	1:34.606	42	27.148	1:34.285	32	33.172	1:31.727	56	37.012	1:31.684
5	9.949	1:46.352	99	19.287	1:35.835	32	27.375	1:32.733	42	34.318	1:33.100	32	37.134	1:30.564
21	11.580	1:47.983	32	19.804	1:33.291	99	28.644	1:34.519	99	35.619	1:32.905	42	40.435	1:32.719
32	12.435	1:48.838	21	22.608	1:36.950	21	33.943	1:36.497	21	43.988	1:35.975	99	41.951	1:32.934
46	12.817	1:49.220	46	23.756	1:36.861	46	34.922	1:36.328	46	45.363	1:36.371	21	53.308	1:35.922
96	13.563	1:49.966	96	24.360	1:36.719	96	35.714	1:36.516	96	45.562	1:35.778	96	54.407	1:35.447
230	15.692	1:52.095	230	28.221	1:38.451	230	41.442	1:38.383	230	53.005	1:37.493	46	55.714	1:36.953
64	17.128	1:53.531	64	30.441	1:39.235	64	44.299	1:39.020	64	57.460	1:39.091	230	1:02.762	1:36.359
19	22.697	1:59.100	19	38.047	1:41.272	19	55.603	1:42.718	19	1:11.796	1:42.123	64	1:08.818	1:37.960
14	39.672	2:16.075	14	1:00.869	1:47.119	14	1:21.458	1:45.751						

Weather / Track : Bright / Dry

Results can be found at www.tsl-timing.com

Page 1 of 2

Brands Hatch GP

Circuit Length = 2.4332 miles

Start: 11:59 Flag 12:12 End: 12:15

Printed - 12:21 Sunday, 21 May 2017

Mono Championship F3 / 2000 / FR2000 / Classic 2000

RACE 10 - LAP CHART

LAP 6 @ 12:08:33.725			LAP 7 @ 12:10:00.186			LAP 8 @ 12:11:26.985			LAP 9 @ 12:12:55.106		
NO	BEHIND	LAP TIME	NO	BEHIND	LAP TIME	NO	BEHIND	LAP TIME	NO	BEHIND	LAP TIME
94		1:26.392	94		1:26.461	94		1:26.799	94		1:28.121
19	1 Lap	1:41.254	70	13.958	1:26.763	64	1 Lap	1:39.305	230	1 Lap	1:38.415
15	13.366	1:29.014	19	1 Lap	1:41.036	70	13.931	1:26.772	70	14.098	1:28.288
70	13.656	1:29.041	15	16.403	1:29.498	10	17.270	1:27.411	10	16.915	1:27.766
10	13.936	1:28.589	10	16.658	1:29.183	15	18.071	1:28.467	82	17.566	1:26.988
79	13.955	1:28.342	82	16.693	1:28.920	82	18.699	1:28.805	15	18.672	1:28.722
82	14.234	1:26.520	79	16.721	1:29.227	79	19.235	1:29.313	79	18.988	1:27.874
31	20.961	1:28.827	31	23.032	1:28.532	31	25.869	1:29.636	64	1 Lap	1:41.741
92	24.234	1:29.893	92	27.161	1:29.388	92	29.619	1:29.257	31	26.732	1:28.984
26	31.240	1:32.242	26	35.492	1:30.713	19	1 Lap	1:43.418	92	29.867	1:28.369
6	34.368	1:30.463	6	37.967	1:30.060	26	39.407	1:30.714	49	41.141	1:29.506
44	35.235	1:30.309	49	38.325	1:29.340	49	39.756	1:28.230	26	42.769	1:31.483
49	35.446	1:30.249	44	38.917	1:30.143	6	40.834	1:29.666	6	42.802	1:30.089
87	38.654	1:31.379	87	43.430	1:31.237	44	42.122	1:30.004	44	43.704	1:29.703
27	39.384	1:31.454	27	43.836	1:30.913	87	47.937	1:31.306	19	1 Lap	1:41.608
36	40.116	1:31.866	36	44.630	1:30.975	27	48.139	1:31.102	87	51.630	1:31.814
5	40.559	1:31.494	5	45.218	1:31.120	5	49.375	1:30.956	27	51.908	1:31.890
14	1 Lap	1:49.806	32	47.137	1:30.743	36	49.935	1:32.104	5	52.231	1:30.977
32	42.855	1:32.113	56	49.058	1:31.967	32	50.690	1:30.352	36	52.752	1:30.938
56	43.552	1:32.932	42	52.301	1:32.051	56	53.008	1:30.749	32	53.036	1:30.467
42	46.711	1:32.668	99	52.900	1:31.894	42	57.113	1:31.611	56	55.433	1:30.546
99	47.467	1:31.908	14	1 Lap	1:46.541	99	57.811	1:31.710	99	1:01.338	1:31.648
21	1:02.631	1:35.715	21	1:10.482	1:34.312	21	1:19.385	1:35.702	42	1:01.750	1:32.758
96	1:03.223	1:35.208	96	1:11.556	1:34.794	96	1:20.053	1:35.296	21	1:26.967	1:35.703
46	1:04.757	1:35.435	46	1:14.167	1:35.871	14	1 Lap	1:45.577	96	1:27.388	1:35.456
230	1:12.408	1:36.038	230	1:22.324	1:36.377	46	1:23.431	1:36.063	46	1:31.687	1:36.377
64	1:21.273	1:38.847							14	1 Lap	1:47.189

Weather / Track : Bright / Dry

Brands Hatch GP
 Circuit Length = 2.4332 miles
 Start: 11:59 Flag 12:12 End: 12:15

Mono Championship F3 / 2000 / FR2000 / Classic 2000

RACE 10 - BEST SECTORS

SECTOR 1			SECTOR 2			SECTOR 3			IDEAL / BEST COMPARISON						
POS	NO	NAME	TIME	NO	NAME	TIME	NO	NAME	TIME	POS	NO	NAME	IDEAL	BEST	DIFF
													PERFECT LAP	1:25.021	
1	94	DIBDEN	26.973	94	DIBDEN	37.673	94	DIBDEN	20.375	1	94	DIBDEN	1:25.021	1:25.162	0.141
2	82	CATER	27.163	70	HODGEN	38.515	82	CATER	20.636	2	82	CATER	1:26.317	1:26.520	0.203
3	70	HODGEN	27.166	82	CATER	38.518	70	HODGEN	20.854	3	70	HODGEN	1:26.535	1:26.763	0.228
4	15	TATE	27.472	10	HARRISON	38.793	10	HARRISON	20.918	4	10	HARRISON	1:27.190	1:27.411	0.221
5	10	HARRISON	27.479	79	CUNNINGHAM	38.859	31	DAVISON	20.940	5	15	TATE	1:27.339	1:27.904	0.565
6	79	CUNNINGHAM	27.550	15	TATE	38.873	79	CUNNINGHAM	20.973	6	79	CUNNINGHAM	1:27.382	1:27.874	0.492
7	31	DAVISON	27.631	92	MCLURG	39.080	15	TATE	20.994	7	31	DAVISON	1:28.015	1:28.532	0.517
8	49	PURCELL	27.645	49	PURCELL	39.093	92	MCLURG	21.304	8	49	PURCELL	1:28.230	1:28.230	0.000
9	44	OTWAY	27.963	31	DAVISON	39.444	6	VENN	21.382	9	92	MCLURG	1:28.369	1:28.369	0.000
10	92	MCLURG	27.985	44	OTWAY	39.529	49	PURCELL	21.492	10	44	OTWAY	1:29.251	1:29.703	0.452
11	6	VENN	28.147	6	VENN	39.791	32	CLARK	21.583	11	6	VENN	1:29.320	1:29.666	0.346
12	5	GILES	28.203	56	CRISP	39.891	5	GILES	21.623	12	32	CLARK	1:30.002	1:30.352	0.350
13	87	EDMONDS	28.385	32	CLARK	39.935	36	HATTON	21.661	13	5	GILES	1:30.007	1:30.908	0.901
14	27	DENSLEY	28.397	26	TOOTELL	40.145	26	TOOTELL	21.734	14	26	TOOTELL	1:30.323	1:30.629	0.306
15	26	TOOTELL	28.444	5	GILES	40.181	44	OTWAY	21.759	15	56	CRISP	1:30.424	1:30.546	0.122
16	32	CLARK	28.484	36	HATTON	40.291	99	JORDAN	21.826	16	27	DENSLEY	1:30.723	1:30.913	0.190
17	99	JORDAN	28.651	27	DENSLEY	40.356	56	CRISP	21.840	17	36	HATTON	1:30.734	1:30.938	0.204
18	56	CRISP	28.693	87	EDMONDS	40.637	42	BRITTEN	21.931	18	87	EDMONDS	1:31.079	1:31.237	0.158
19	36	HATTON	28.782	99	JORDAN	40.638	27	DENSLEY	21.970	19	99	JORDAN	1:31.115	1:31.648	0.533
20	42	BRITTEN	28.886	42	BRITTEN	40.757	87	EDMONDS	22.057	20	42	BRITTEN	1:31.574	1:31.611	0.037
21	230	VOSPER	29.641	21	HUGHES	41.889	46	WOOD	22.748	21	21	HUGHES	1:34.312	1:34.312	0.000
22	21	HUGHES	29.644	96	MACVEAN	41.978	21	HUGHES	22.779	22	96	MACVEAN	1:34.611	1:34.794	0.183
23	96	MACVEAN	29.719	46	WOOD	42.761	96	MACVEAN	22.914	23	46	WOOD	1:35.403	1:35.435	0.032
24	46	WOOD	29.894	230	VOSPER	42.820	230	VOSPER	23.059	24	230	VOSPER	1:35.520	1:36.038	0.518
25	64	SHEARD	30.608	19	CATANZARO	43.919	64	SHEARD	23.347	25	64	SHEARD	1:37.910	1:37.960	0.050
26	19	CATANZARO	31.350	64	SHEARD	43.955	19	CATANZARO	23.870	26	19	CATANZARO	1:39.139	1:41.036	1.897
27	14	SMITH	32.836	14	SMITH	46.930	14	SMITH	24.440	27	14	SMITH	1:44.206	1:45.577	1.371
28															

Weather / Track : Bright / Dry

Results can be found at www.tsl-timing.com

Brands Hatch GP

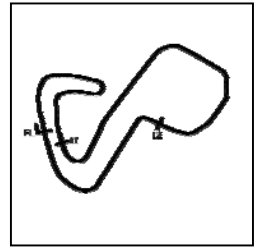
Circuit Length = 2.4332 miles

Start: 11:59 Flag 12:12 End: 12:15

Printed - 12:28 Sunday, 21 May 2017

Mono Championship F3 / 2000 / FR2000 / Classic 2000

RACE 10 - SECTOR ANALYSIS



SECTOR 1 = FL to I1, SECTOR 2 = I1 to I2, SECTOR 3 = I2 to FL, DIFF = Difference To Personal Best Lap, P = Crossed Finish Line in Pit Lane, D = Time Disallowed

P1 94 F3 Ashley DIBDEN			Dallara F301				
IDEAL LAP TIME : 1:25.021		BEST LAP TIME : 1:25.162		DIFFERENCE : 0.141			
LAP	SECTOR 1	SECTOR 2	SECTOR 3	LAP TIME	MPH	DIFF	TIME OF DAY
1 -		40.443	21.435	1:36.539	90.73	11.377	12:01:23.853
2 -	27.581	37.830	20.375	1:25.786 (2)	102.11	0.624	12:02:49.639
3 -	27.002	37.673	20.487	1:25.162 (1)	102.86		12:04:14.801
4 -	26.973	38.281	20.676	1:25.930 (3)	101.94	0.768	12:05:40.731
5 -	27.529	38.491	20.582	1:26.602	101.15	1.440	12:07:07.333
6 -	27.163	38.488	20.741	1:26.392	101.39	1.230	12:08:33.725
7 -	27.249	38.507	20.705	1:26.461	101.31	1.299	12:10:00.186
8 -	27.400	38.546	20.853	1:26.799	100.92	1.637	12:11:26.985
9 -	27.292	40.083	20.746	1:28.121	99.40	2.959	12:12:55.106

P2 70 F3 Chris HODGEN			Dallara F304				
IDEAL LAP TIME : 1:26.535		BEST LAP TIME : 1:26.763		DIFFERENCE : 0.228			
LAP	SECTOR 1	SECTOR 2	SECTOR 3	LAP TIME	MPH	DIFF	TIME OF DAY
1 -		40.736	21.256	1:38.203	89.20	11.440	12:01:25.517
2 -	28.004	39.451	21.052	1:28.507	98.97	1.744	12:02:54.024
3 -	27.506	39.436	20.854	1:27.796 (3)	99.77	1.033	12:04:21.820
4 -	28.244	38.706	21.212	1:28.162	99.36	1.399	12:05:49.982
5 -	28.061	39.290	21.007	1:28.358	99.14	1.595	12:07:18.340
6 -	27.642	39.808	21.591	1:29.041	98.37	2.278	12:08:47.381
7 -	27.166	38.515	21.082	1:26.763 (1)	100.96		12:10:14.144
8 -	27.198	38.518	21.056	1:26.772 (2)	100.95	0.009	12:11:40.916
9 -	27.312	39.962	21.014	1:28.288	99.21	1.525	12:13:09.204

P3 10 F3 Neil HARRISON			Dallara F302				
IDEAL LAP TIME : 1:27.190		BEST LAP TIME : 1:27.411		DIFFERENCE : 0.221			
LAP	SECTOR 1	SECTOR 2	SECTOR 3	LAP TIME	MPH	DIFF	TIME OF DAY
1 -		40.650	21.325	1:37.734	89.62	10.323	12:01:25.048
2 -	28.159	39.300	20.918	1:28.377	99.11	0.966	12:02:53.425
3 -	27.915	40.008	20.965	1:28.888	98.54	1.477	12:04:22.313
4 -	28.052	38.866	21.089	1:28.007 (3)	99.53	0.596	12:05:50.320
5 -	28.188	39.421	21.143	1:28.752	98.70	1.341	12:07:19.072
6 -	27.660	39.383	21.546	1:28.589	98.88	1.178	12:08:47.661
7 -	28.143	39.365	21.675	1:29.183	98.22	1.772	12:10:16.844
8 -	27.632	38.793	20.986	1:27.411 (1)	100.21		12:11:44.255
9 -	27.479	39.223	21.064	1:27.766 (2)	99.80	0.355	12:13:12.021

P4 82 F3 Ben CATER			Dallara F306				
IDEAL LAP TIME : 1:26.317		BEST LAP TIME : 1:26.520		DIFFERENCE : 0.203			
LAP	SECTOR 1	SECTOR 2	SECTOR 3	LAP TIME	MPH	DIFF	TIME OF DAY
1 -		40.906	21.219	1:36.772	90.52	10.252	12:01:24.086
2 -	27.813	38.696	20.684	1:27.193	100.46	0.673	12:02:51.279
3 -	27.478	38.615	20.636	1:26.729 (2)	101.00	0.209	12:04:18.008
4 -	35.049	38.982	20.934	1:34.965	92.24	8.445	12:05:52.973
5 -	27.641	39.750	21.075	1:28.466	99.01	1.946	12:07:21.439
6 -	27.343	38.518	20.659	1:26.520 (1)	101.24		12:08:47.959
7 -	28.228	39.223	21.469	1:28.920	98.51	2.400	12:10:16.879
8 -	28.721	39.374	20.710	1:28.805	98.64	2.285	12:11:45.684
9 -	27.163	38.583	21.242	1:26.988 (3)	100.70	0.468	12:13:12.672

P5 15 F3 Simon TATE			Dallara F302/4				
IDEAL LAP TIME : 1:27.339		BEST LAP TIME : 1:27.904		DIFFERENCE : 0.565			
LAP	SECTOR 1	SECTOR 2	SECTOR 3	LAP TIME	MPH	DIFF	TIME OF DAY
1 -		40.600	21.643	1:36.403	90.86	8.499	12:01:23.717
2 -	28.766	39.097	21.208	1:29.071	98.34	1.167	12:02:52.788
3 -	27.657	39.494	21.205	1:28.356 (2)	99.14	0.452	12:04:21.144
4 -	27.525	39.084	21.295	1:27.904 (1)	99.65		12:05:49.048

Weather / Track : Bright / Dry

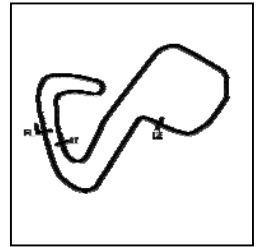
Brands Hatch GP

Circuit Length = 2.4332 miles

Start: 11:59 Flag 12:12 End: 12:15

Mono Championship F3 / 2000 / FR2000 / Classic 2000

RACE 10 - SECTOR ANALYSIS



SECTOR 1 = FL to I1, SECTOR 2 = I1 to I2, SECTOR 3 = I2 to FL, DIFF = Difference To Personal Best Lap, P = Crossed Finish Line in Pit Lane, D = Time Disallowed

5 -	27.472	40.277	21.280	1:29.029	98.39	1.125	12:07:18.077
6 -	27.510	39.927	21.577	1:29.014	98.40	1.110	12:08:47.091
7 -	28.248	39.535	21.715	1:29.498	97.87	1.594	12:10:16.589
8 -	28.600	38.873	20.994	1:28.467 (3)	99.01	0.563	12:11:45.056
9 -	27.669	39.623	21.430	1:28.722	98.73	0.818	12:13:13.778

P6	79 F3	Lee CUNNINGHAM	Dallara F398				
IDEAL LAP TIME : 1:27.382		BEST LAP TIME : 1:27.874		DIFFERENCE : 0.492			
LAP	SECTOR 1	SECTOR 2	SECTOR 3	LAP TIME	MPH	DIFF	TIME OF DAY

1 -		40.977	21.345	1:37.304	90.02	9.430	12:01:24.618
2 -	28.322	39.020	21.199	1:28.541	98.93	0.667	12:02:53.159
3 -	27.839	39.281	21.252	1:28.372	99.12	0.498	12:04:21.531
4 -	27.927	39.016	21.272	1:28.215 (2)	99.30	0.341	12:05:49.746
5 -	29.043	39.282	21.267	1:29.592	97.77	1.718	12:07:19.338
6 -	27.788	39.102	21.452	1:28.342 (3)	99.15	0.468	12:08:47.680
7 -	27.971	39.989	21.267	1:29.227	98.17	1.353	12:10:16.907
8 -	28.843	39.497	20.973	1:29.313	98.08	1.439	12:11:46.220
9 -	27.550	38.859	21.465	1:27.874 (1)	99.68		12:13:14.094

P7	31 F3	Chris DAVISON	Dallara F301				
IDEAL LAP TIME : 1:28.015		BEST LAP TIME : 1:28.532		DIFFERENCE : 0.517			
LAP	SECTOR 1	SECTOR 2	SECTOR 3	LAP TIME	MPH	DIFF	TIME OF DAY

1 -		41.246	21.584	1:39.268	88.24	10.736	12:01:26.582
2 -	28.830	40.304	21.870	1:31.004	96.25	2.472	12:02:57.586
3 -	28.300	40.054	21.581	1:29.935	97.40	1.403	12:04:27.521
4 -	28.621	39.444	20.940	1:29.005	98.41	0.473	12:05:56.526
5 -	27.631	39.818	21.884	1:29.333	98.05	0.801	12:07:25.859
6 -	27.864	39.609	21.354	1:28.827 (2)	98.61	0.295	12:08:54.686
7 -	27.711	39.666	21.155	1:28.532 (1)	98.94		12:10:23.218
8 -	28.167	40.137	21.332	1:29.636	97.72	1.104	12:11:52.854
9 -	27.779	39.870	21.335	1:28.984 (3)	98.44	0.452	12:13:21.838

P8	92 F3	Kevin MCLURG	Dallara F399				
IDEAL LAP TIME : 1:28.369		BEST LAP TIME : 1:28.369		DIFFERENCE : 0.000			
LAP	SECTOR 1	SECTOR 2	SECTOR 3	LAP TIME	MPH	DIFF	TIME OF DAY

1 -		41.993	21.618	1:39.122	88.37	10.753	12:01:26.436
2 -	28.894	40.279	21.689	1:30.862	96.40	2.493	12:02:57.298
3 -	28.346	40.094	21.601	1:30.041	97.28	1.672	12:04:27.339
4 -	28.507	40.817	21.588	1:30.912	96.35	2.543	12:05:58.251
5 -	28.516	39.711	21.588	1:29.815	97.53	1.446	12:07:28.066
6 -	28.552	39.877	21.464	1:29.893	97.44	1.524	12:08:57.959
7 -	28.310	39.695	21.383	1:29.388 (3)	97.99	1.019	12:10:27.347
8 -	28.201	39.419	21.637	1:29.257 (2)	98.14	0.888	12:11:56.604
9 -	27.985	39.080	21.304	1:28.369 (1)	99.12		12:13:24.973

P9	49 F3	Richard PURCELL	Dallara F305				
IDEAL LAP TIME : 1:28.230		BEST LAP TIME : 1:28.230		DIFFERENCE : 0.000			
LAP	SECTOR 1	SECTOR 2	SECTOR 3	LAP TIME	MPH	DIFF	TIME OF DAY

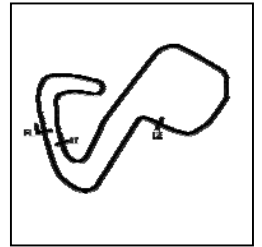
1 -		43.394	22.924	1:44.751	83.62	16.521	12:01:32.065
2 -	30.436	42.331	22.797	1:35.564	91.66	7.334	12:03:07.629
3 -	28.876	39.437	22.513	1:30.826	96.44	2.596	12:04:38.455
4 -	28.269	39.959	22.232	1:30.460	96.83	2.230	12:06:08.915
5 -	28.849	39.430	21.728	1:30.007	97.32	1.777	12:07:38.922
6 -	28.222	40.383	21.644	1:30.249	97.06	2.019	12:09:09.171
7 -	27.931	39.774	21.635	1:29.340 (2)	98.05	1.110	12:10:38.511
8 -	27.645	39.093	21.492	1:28.230 (1)	99.28		12:12:06.741
9 -	28.023	39.359	22.124	1:29.506 (3)	97.86	1.276	12:13:36.247

Weather / Track : Bright / Dry

Brands Hatch GP
Circuit Length = 2.4332 miles
Start: 11:59 Flag 12:12 End: 12:15

Mono Championship F3 / 2000 / FR2000 / Classic 2000

RACE 10 - SECTOR ANALYSIS



SECTOR 1 = FL to I1, SECTOR 2 = I1 to I2, SECTOR 3 = I2 to FL, DIFF = Difference To Personal Best Lap, P = Crossed Finish Line in Pit Lane, D = Time Disallowed

P10 26 2000 Bryn TOOTELL			Van Diemen RF01				
IDEAL LAP TIME : 1:30.323		BEST LAP TIME : 1:30.629		DIFFERENCE : 0.306			
LAP	SECTOR 1	SECTOR 2	SECTOR 3	LAP TIME	MPH	DIFF	TIME OF DAY
1 -		42.114	21.824	1:41.605	86.21	10.976	12:01:28.919
2 -	28.444	40.615	21.805	1:30.864	96.40	0.235	12:02:59.783
3 -	28.657	40.426	21.901	1:30.984	96.27	0.355	12:04:30.767
4 -	28.728	40.167	21.734	1:30.629 (1)	96.65		12:06:01.396
5 -	28.826	40.265	22.236	1:31.327	95.91	0.698	12:07:32.723
6 -	28.867	41.244	22.131	1:32.242	94.96	1.613	12:09:04.965
7 -	28.612	40.192	21.909	1:30.713 (2)	96.56	0.084	12:10:35.678
8 -	28.563	40.189	21.962	1:30.714 (3)	96.56	0.085	12:12:06.392
9 -	29.069	40.145	22.269	1:31.483	95.75	0.854	12:13:37.875

P11 6 Classic Peter VENN			Anson SA4				
IDEAL LAP TIME : 1:29.320		BEST LAP TIME : 1:29.666		DIFFERENCE : 0.346			
LAP	SECTOR 1	SECTOR 2	SECTOR 3	LAP TIME	MPH	DIFF	TIME OF DAY
1 -		43.063	23.358	1:44.552	83.78	14.886	12:01:31.866
2 -	29.410	41.644	21.723	1:32.777	94.41	3.111	12:03:04.643
3 -	29.067	41.033	21.842	1:31.942	95.27	2.276	12:04:36.585
4 -	28.297	40.892	21.493	1:30.682	96.59	1.016	12:06:07.267
5 -	28.147	40.797	21.419	1:30.363	96.94	0.697	12:07:37.630
6 -	28.335	40.730	21.398	1:30.463	96.83	0.797	12:09:08.093
7 -	28.177	40.347	21.536	1:30.060 (2)	97.26	0.394	12:10:38.153
8 -	28.364	39.920	21.382	1:29.666 (1)	97.69		12:12:07.819
9 -	28.438	39.791	21.860	1:30.089 (3)	97.23	0.423	12:13:37.908

P12 44 2000 Kevin OTWAY			Van Diemen F4				
IDEAL LAP TIME : 1:29.251		BEST LAP TIME : 1:29.703		DIFFERENCE : 0.452			
LAP	SECTOR 1	SECTOR 2	SECTOR 3	LAP TIME	MPH	DIFF	TIME OF DAY
1 -		43.481	22.636	1:44.764	83.61	15.061	12:01:32.078
2 -	29.934	41.261	22.090	1:33.285	93.90	3.582	12:03:05.363
3 -	28.833	41.305	21.884	1:32.022	95.19	2.319	12:04:37.385
4 -	28.575	40.324	22.375	1:31.274	95.97	1.571	12:06:08.659
5 -	28.443	39.790	21.759	1:29.992 (2)	97.34	0.289	12:07:38.651
6 -	28.162	40.343	21.804	1:30.309	96.99	0.606	12:09:08.960
7 -	28.578	39.787	21.778	1:30.143	97.17	0.440	12:10:39.103
8 -	28.289	39.943	21.772	1:30.004 (3)	97.32	0.301	12:12:09.107
9 -	27.963	39.529	22.211	1:29.703 (1)	97.65		12:13:38.810

P13 87 FR2000 Hayden EDMONDS			Formula Renault				
IDEAL LAP TIME : 1:31.079		BEST LAP TIME : 1:31.237		DIFFERENCE : 0.158			
LAP	SECTOR 1	SECTOR 2	SECTOR 3	LAP TIME	MPH	DIFF	TIME OF DAY
1 -		43.102	23.066	1:43.549	84.59	12.312	12:01:30.863
2 -	29.176	41.216	22.378	1:32.770	94.42	1.533	12:03:03.633
3 -	28.758	41.012	22.225	1:31.995	95.22	0.758	12:04:35.628
4 -	28.829	41.604	22.797	1:33.230	93.95	1.993	12:06:08.858
5 -	29.340	40.681	22.121	1:32.142	95.06	0.905	12:07:41.000
6 -	28.385	40.774	22.220	1:31.379 (3)	95.86	0.142	12:09:12.379
7 -	28.480	40.637	22.120	1:31.237 (1)	96.01		12:10:43.616
8 -	28.582	40.667	22.057	1:31.306 (2)	95.93	0.069	12:12:14.922
9 -	29.013	40.691	22.110	1:31.814	95.40	0.577	12:13:46.736

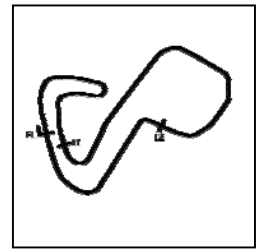
P14 27 FR2000 James DENSLEY			Tatus Formula Renault				
IDEAL LAP TIME : 1:30.723		BEST LAP TIME : 1:30.913		DIFFERENCE : 0.190			
LAP	SECTOR 1	SECTOR 2	SECTOR 3	LAP TIME	MPH	DIFF	TIME OF DAY
1 -		43.929	22.965	1:44.446	83.86	13.533	12:01:31.760
2 -	28.985	41.650	22.160	1:32.795	94.39	1.882	12:03:04.555
3 -	28.868	42.316	22.864	1:34.048	93.14	3.135	12:04:38.603
4 -	28.824	40.622	22.267	1:31.713	95.51	0.800	12:06:10.316

Weather / Track : Bright / Dry

Brands Hatch GP
Circuit Length = 2.4332 miles
Start: 11:59 Flag 12:12 End: 12:15

Mono Championship F3 / 2000 / FR2000 / Classic 2000

RACE 10 - SECTOR ANALYSIS



SECTOR 1 = FL to I1, SECTOR 2 = I1 to I2, SECTOR 3 = I2 to FL, DIFF = Difference To Personal Best Lap, P = Crossed Finish Line in Pit Lane, D = Time Disallowed

5 -	28.516	40.853	21.970	1:31.339 (3)	95.90	0.426	12:07:41.655
6 -	28.413	40.732	22.309	1:31.454	95.78	0.541	12:09:13.109
7 -	28.500	40.356	22.057	1:30.913 (1)	96.35		12:10:44.022
8 -	28.523	40.565	22.014	1:31.102 (2)	96.15	0.189	12:12:15.124
9 -	28.397	41.389	22.104	1:31.890	95.32	0.977	12:13:47.014

P15		5 F3		Russell GILES		Dallara F398	
IDEAL LAP TIME : 1:30.007		BEST LAP TIME : 1:30.908		DIFFERENCE : 0.901			
LAP	SECTOR 1	SECTOR 2	SECTOR 3	LAP TIME	MPH	DIFF	TIME OF DAY
1 -		42.807	22.592	1:46.352	82.36	15.444	12:01:33.666
2 -	30.244	41.923	22.439	1:34.606	92.59	3.698	12:03:08.272
3 -	29.659	40.821	21.756	1:32.236	94.97	1.328	12:04:40.508
4 -	28.868	40.181	21.859	1:30.908 (1)	96.35		12:06:11.416
5 -	28.679	40.899	21.796	1:31.374	95.86	0.466	12:07:42.790
6 -	28.675	40.673	22.146	1:31.494	95.74	0.586	12:09:14.284
7 -	28.741	40.518	21.861	1:31.120	96.13	0.212	12:10:45.404
8 -	29.065	40.268	21.623	1:30.956 (2)	96.30	0.048	12:12:16.360
9 -	28.203	41.112	21.662	1:30.977 (3)	96.28	0.069	12:13:47.337

P16		36 F3		Mike HATTON		Dallara F301	
IDEAL LAP TIME : 1:30.734		BEST LAP TIME : 1:30.938		DIFFERENCE : 0.204			
LAP	SECTOR 1	SECTOR 2	SECTOR 3	LAP TIME	MPH	DIFF	TIME OF DAY
1 -		42.975	22.540	1:45.059	83.38	14.121	12:01:32.373
2 -	30.595	42.307	22.297	1:35.199	92.01	4.261	12:03:07.572
3 -	29.590	40.339	21.820	1:31.749	95.47	0.811	12:04:39.321
4 -	29.084	40.315	21.831	1:31.230 (3)	96.01	0.292	12:06:10.551
5 -	28.855	40.908	21.661	1:31.424	95.81	0.486	12:07:41.975
6 -	28.920	40.573	22.373	1:31.866	95.35	0.928	12:09:13.841
7 -	28.782	40.343	21.850	1:30.975 (2)	96.28	0.037	12:10:44.816
8 -	29.944	40.322	21.838	1:32.104	95.10	1.166	12:12:16.920
9 -	28.808	40.291	21.839	1:30.938 (1)	96.32		12:13:47.858

P17		32 2000		Terry CLARK		Van Diemen RF00	
IDEAL LAP TIME : 1:30.002		BEST LAP TIME : 1:30.352		DIFFERENCE : 0.350			
LAP	SECTOR 1	SECTOR 2	SECTOR 3	LAP TIME	MPH	DIFF	TIME OF DAY
1 -		43.743	22.990	1:48.838	80.48	18.486	12:01:36.152
2 -	29.767	41.546	21.978	1:33.291	93.89	2.939	12:03:09.443
3 -	29.301	41.527	21.905	1:32.733	94.46	2.381	12:04:42.176
4 -	29.398	40.541	21.788	1:31.727	95.49	1.375	12:06:13.903
5 -	28.711	40.057	21.796	1:30.564 (3)	96.72	0.212	12:07:44.467
6 -	28.974	41.144	21.995	1:32.113	95.09	1.761	12:09:16.580
7 -	28.949	40.056	21.738	1:30.743	96.53	0.391	12:10:47.323
8 -	28.834	39.935	21.583	1:30.352 (1)	96.95		12:12:17.675
9 -	28.484	40.160	21.823	1:30.467 (2)	96.82	0.115	12:13:48.142

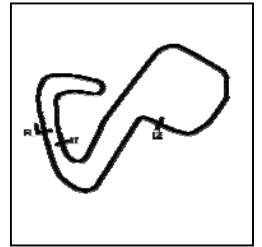
P18		56 FR2000		Richard CRISP		Formula Renault	
IDEAL LAP TIME : 1:30.424		BEST LAP TIME : 1:30.546		DIFFERENCE : 0.122			
LAP	SECTOR 1	SECTOR 2	SECTOR 3	LAP TIME	MPH	DIFF	TIME OF DAY
1 -		42.658	22.776	1:45.874	82.73	15.328	12:01:33.188
2 -	30.048	42.284	22.442	1:34.774	92.42	4.228	12:03:07.962
3 -	29.716	41.384	22.085	1:33.185	94.00	2.639	12:04:41.147
4 -	28.888	40.299	22.327	1:31.514 (3)	95.72	0.968	12:06:12.661
5 -	28.941	40.614	22.129	1:31.684	95.54	1.138	12:07:44.345
6 -	29.010	41.521	22.401	1:32.932	94.26	2.386	12:09:17.277
7 -	29.734	40.345	21.888	1:31.967	95.24	1.421	12:10:49.244
8 -	28.693	40.199	21.857	1:30.749 (2)	96.52	0.203	12:12:19.993
9 -	28.815	39.891	21.840	1:30.546 (1)	96.74		12:13:50.539

Weather / Track : Bright / Dry

Brands Hatch GP
Circuit Length = 2.4332 miles
Start: 11:59 Flag 12:12 End: 12:15

Mono Championship F3 / 2000 / FR2000 / Classic 2000

RACE 10 - SECTOR ANALYSIS



SECTOR 1 = FL to I1, SECTOR 2 = I1 to I2, SECTOR 3 = I2 to FL, DIFF = Difference To Personal Best Lap, P = Crossed Finish Line in Pit Lane, D = Time Disallowed

P19 42 2000 Paul BRITTEN		Van Diemen RF00					
IDEAL LAP TIME : 1:31.574		BEST LAP TIME : 1:31.611		DIFFERENCE : 0.037			
LAP	SECTOR 1	SECTOR 2	SECTOR 3	LAP TIME	MPH	DIFF	TIME OF DAY
1 -		43.526	23.906	1:44.261	84.01	12.650	12:01:31.575
2 -	30.351	42.522	23.216	1:36.089	91.16	4.478	12:03:07.664
3 -	30.219	41.959	22.107	1:34.285	92.90	2.674	12:04:41.949
4 -	29.333	41.557	22.210	1:33.100	94.09	1.489	12:06:15.049
5 -	28.887	41.555	22.277	1:32.719	94.47	1.108	12:07:47.768
6 -	29.363	41.017	22.288	1:32.668 (3)	94.52	1.057	12:09:20.436
7 -	29.129	40.885	22.037	1:32.051 (2)	95.16	0.440	12:10:52.487
8 -	28.886	40.757	21.968	1:31.611 (1)	95.61		12:12:24.098
9 -	29.106	41.721	21.931	1:32.758	94.43	1.147	12:13:56.856

P20 21 Classic Ian HUGHES		Van Diemen RF88/XL					
IDEAL LAP TIME : 1:34.312		BEST LAP TIME : 1:34.312		DIFFERENCE : 0.000			
LAP	SECTOR 1	SECTOR 2	SECTOR 3	LAP TIME	MPH	DIFF	TIME OF DAY
1 -		43.375	23.149	1:47.983	81.12	13.671	12:01:35.297
2 -	30.522	43.150	23.278	1:36.950	90.35	2.638	12:03:12.247
3 -	30.628	42.832	23.037	1:36.497	90.77	2.185	12:04:48.744
4 -	30.079	42.745	23.151	1:35.975	91.27	1.663	12:06:24.719
5 -	29.961	42.702	23.259	1:35.922	91.32	1.610	12:08:00.641
6 -	30.364	42.569	22.782	1:35.715	91.52	1.403	12:09:36.356
7 -	29.644	41.889	22.779	1:34.312 (1)	92.88		12:11:10.668
8 -	29.756	42.600	23.346	1:35.702 (2)	91.53	1.390	12:12:46.370
9 -	30.129	42.528	23.046	1:35.703 (3)	91.53	1.391	12:14:22.073

P21 96 2000 Taylor MACVEAN		Van Diemen RF93					
IDEAL LAP TIME : 1:34.611		BEST LAP TIME : 1:34.794		DIFFERENCE : 0.183			
LAP	SECTOR 1	SECTOR 2	SECTOR 3	LAP TIME	MPH	DIFF	TIME OF DAY
1 -		44.483	23.535	1:49.966	79.65	15.172	12:01:37.280
2 -	30.687	42.898	23.134	1:36.719	90.57	1.925	12:03:13.999
3 -	30.382	43.074	23.060	1:36.516	90.76	1.722	12:04:50.515
4 -	29.719	42.998	23.061	1:35.778	91.45	0.984	12:06:26.293
5 -	30.192	42.252	23.003	1:35.447	91.77	0.653	12:08:01.740
6 -	30.118	42.176	22.914	1:35.208 (2)	92.00	0.414	12:09:36.948
7 -	29.763	41.978	23.053	1:34.794 (1)	92.40		12:11:11.742
8 -	29.719	42.134	23.443	1:35.296 (3)	91.92	0.502	12:12:47.038
9 -	29.828	42.437	23.191	1:35.456	91.76	0.662	12:14:22.494

P22 46 Classic Jared WOOD		Formula Vauxhall Lotus					
IDEAL LAP TIME : 1:35.403		BEST LAP TIME : 1:35.435		DIFFERENCE : 0.032			
LAP	SECTOR 1	SECTOR 2	SECTOR 3	LAP TIME	MPH	DIFF	TIME OF DAY
1 -		44.836	23.693	1:49.220	80.20	13.785	12:01:36.534
2 -	30.337	43.305	23.219	1:36.861	90.43	1.426	12:03:13.395
3 -	30.708	42.872	22.748	1:36.328	90.93	0.893	12:04:49.723
4 -	30.143	43.105	23.123	1:36.371	90.89	0.936	12:06:26.094
5 -	30.858	43.248	22.847	1:36.953	90.35	1.518	12:08:03.047
6 -	29.894	42.767	22.774	1:35.435 (1)	91.78		12:09:38.482
7 -	29.986	42.761	23.124	1:35.871 (2)	91.37	0.436	12:11:14.353
8 -	30.389	42.768	22.906	1:36.063 (3)	91.18	0.628	12:12:50.416
9 -	30.551	42.940	22.886	1:36.377	90.89	0.942	12:14:26.793

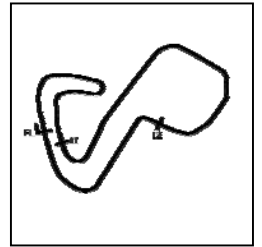
P23 230 FR2000 Chris VOSPER		Formula Renault					
IDEAL LAP TIME : 1:35.520		BEST LAP TIME : 1:36.038		DIFFERENCE : 0.518			
LAP	SECTOR 1	SECTOR 2	SECTOR 3	LAP TIME	MPH	DIFF	TIME OF DAY
1 -		45.277	23.870	1:52.095	78.14	16.057	12:01:39.409
2 -	30.694	43.987	23.770	1:38.451	88.97	2.413	12:03:17.860
3 -	30.896	43.938	23.549	1:38.383	89.03	2.345	12:04:56.243
4 -	30.643	43.512	23.338	1:37.493	89.85	1.455	12:06:33.736

Weather / Track : Bright / Dry

Brands Hatch GP
Circuit Length = 2.4332 miles
Start: 11:59 Flag 12:12 End: 12:15

Mono Championship F3 / 2000 / FR2000 / Classic 2000

RACE 10 - SECTOR ANALYSIS



SECTOR 1 = FL to I1, SECTOR 2 = I1 to I2, SECTOR 3 = I2 to FL, DIFF = Difference To Personal Best Lap, P = Crossed Finish Line in Pit Lane, D = Time Disallowed

5 -	30.041	43.173	23.145	1:36.359 (2)	90.90	0.321	12:08:10.095
6 -	30.037	42.820	23.181	1:36.038 (1)	91.21		12:09:46.133
7 -	30.327	42.991	23.059	1:36.377 (3)	90.89	0.339	12:11:22.510
8 -	29.641	45.472	23.302	1:38.415	89.00	2.377	12:13:00.925

P24 64 Classic Marcus SHEARD			Reynard 883				
IDEAL LAP TIME : 1:37.910		BEST LAP TIME : 1:37.960		DIFFERENCE : 0.050			
LAP	SECTOR 1	SECTOR 2	SECTOR 3	LAP TIME	MPH	DIFF	TIME OF DAY
1 -		46.000	24.135	1:53.531	77.15	15.571	12:01:40.845
2 -	30.819	44.720	23.696	1:39.235	88.27	1.275	12:03:20.080
3 -	31.128	44.545	23.347	1:39.020 (3)	88.46	1.060	12:04:59.100
4 -	31.017	44.584	23.490	1:39.091	88.40	1.131	12:06:38.191
5 -	30.608	43.955	23.397	1:37.960 (1)	89.42		12:08:16.151
6 -	30.943	44.365	23.539	1:38.847 (2)	88.62	0.887	12:09:54.998
7 -	30.758	45.178	23.369	1:39.305	88.21	1.345	12:11:34.303
8 -	31.221	45.571	24.949	1:41.741	86.09	3.781	12:13:16.044

P25 19 Classic Nick CATANZARO			Formula Vauxhall Lotus				
IDEAL LAP TIME : 1:39.139		BEST LAP TIME : 1:41.036		DIFFERENCE : 1.897			
LAP	SECTOR 1	SECTOR 2	SECTOR 3	LAP TIME	MPH	DIFF	TIME OF DAY
1 -		46.820	24.242	1:59.100	73.55	18.064	12:01:46.414
2 -	31.818	45.315	24.139	1:41.272 (3)	86.49	0.236	12:03:27.686
3 -	31.900	46.110	24.708	1:42.718	85.28	1.682	12:05:10.404
4 -	32.379	45.874	23.870	1:42.123	85.77	1.087	12:06:52.527
5 -	31.361	45.682	24.211	1:41.254 (2)	86.51	0.218	12:08:33.781
6 -	32.457	44.481	24.098	1:41.036 (1)	86.70		12:10:14.817
7 -	32.823	45.224	25.371	1:43.418	84.70	2.382	12:11:58.235
8 -	31.350	43.919	26.339	1:41.608	86.21	0.572	12:13:39.843

P26 14 2000 Robert SMITH			Dallara F395				
IDEAL LAP TIME : 1:44.206		BEST LAP TIME : 1:45.577		DIFFERENCE : 1.371			
LAP	SECTOR 1	SECTOR 2	SECTOR 3	LAP TIME	MPH	DIFF	TIME OF DAY
1 -		50.748	25.925	2:16.075	64.37	30.498	12:02:03.389
2 -	34.381	48.077	24.661	1:47.119	81.77	1.542	12:03:50.508
3 -	33.425	47.764	24.562	1:45.751 (2)	82.83	0.174	12:05:36.259
4 -	35.044	49.762	25.611	1:50.417	79.33	4.840	12:07:26.676
5 -	34.154	49.801	25.851	1:49.806	79.77	4.229	12:09:16.482
6 -	34.582	47.519	24.440	1:46.541 (3)	82.22	0.964	12:11:03.023
7 -	32.836	46.930	25.811	1:45.577 (1)	82.97		12:12:48.600
8 -	34.336	47.742	25.111	1:47.189	81.72	1.612	12:14:35.789


P27 99 2000 Mat JORDAN			Van Diemen				
IDEAL LAP TIME : 1:31.115		BEST LAP TIME : 1:31.648		DIFFERENCE : 0.533			
LAP	SECTOR 1	SECTOR 2	SECTOR 3	LAP TIME	MPH	DIFF	TIME OF DAY
1 -		42.491	23.046	1:45.777	82.81	14.129	12:01:33.091
2 -	30.534	42.567	22.734	1:35.835	91.40	4.187	12:03:08.926
3 -	29.685	42.385	22.449	1:34.519	92.67	2.871	12:04:43.445
4 -	29.263	41.491	22.151	1:32.905	94.28	1.257	12:06:16.350
5 -	29.204	41.661	22.069	1:32.934	94.25	1.286	12:07:49.284
6 -	28.917	41.072	21.919	1:31.908	95.31	0.260	12:09:21.192
7 -	29.266	40.638	21.990	1:31.894 (3)	95.32	0.246	12:10:53.086
8 -	28.909	40.857	21.944	1:31.710 (2)	95.51	0.062	12:12:24.796
9 -	28.651	41.171	21.826	1:31.648 (1)	95.58		12:13:56.444

Weather / Track : Bright / Dry

Brands Hatch GP
Circuit Length = 2.4332 miles
Start: 11:59 Flag 12:12 End: 12:15

Mono Championship F3 / 2000 / FR2000 / Classic 2000

RACE 17 - GRID (15 minutes)

ROW 15	29	9 Peter LAGUE	30	40 Rob MANSER
ROW 14	27	99 Mat JORDAN	28	43 Andrew BARRON
ROW 13	25	19 Nick CATANZARO	26	14 Robert SMITH
ROW 12	23	230 Chris VOSPER	24	64 Marcus SHEARD
ROW 11	21	96 Taylor MACVEAN	22	46 Jared WOOD
ROW 10	19	42 Paul BRITTEN	20	21 Ian HUGHES
ROW 9	17	32 Terry CLARK	18	56 Richard CRISP
ROW 8	15	5 Russell GILES	16	36 Mike HATTON
ROW 7	13	87 Hayden EDMONDS	14	27 James DENSLEY
ROW 6	11	6 Peter VENN	12	44 Kevin OTWAY
ROW 5	9	49 Richard PURCELL	10	26 Bryn TOOTELL
ROW 4	7	31 Chris DAVISON	8	92 Kevin MCLURG
ROW 3	5	15 Simon TATE	6	79 Lee CUNNINGHAM
ROW 2	3	10 Neil HARRISON	4	82 Ben CATER
ROW 1	1	94 Ashley DIBDEN	2	70 Chris HODGEN
Pole				
				

Brands Hatch GP
Circuit Length = 2.4332 miles

These results are provisional until the conclusion of any judicial and technical matters.

Clerk Of Course :

Timekeeper :

Mono Championship F3 / 2000 / FR2000 / Classic 2000

RACE 17 - CLASSIFICATION

POS	NO	CL	PIC	NAME	ENTRY	LAPS	TIME	GAP	DIFF	MPH	BEST	ON
1	94	F3	1	Ashley DIBDEN	Dallara F301	9	15:39.400			83.92	1:25.171	8
2	70	F3	2	Chris HODGEN	Dallara F304	9	15:46.344	6.944	6.944	83.30	1:26.692	8
3	10	F3	3	Neil HARRISON	Dallara F302	9	15:48.660	9.260	2.316	83.10	1:27.061	8
4	79	F3	4	Lee CUNNINGHAM	Dallara F398	9	15:50.274	10.874	1.614	82.96	1:27.849	7
5	15	F3	5	Simon TATE	Dallara F302/4	9	15:56.755	17.355	6.481	82.40	1:28.667	8
6	31	F3	6	Chris DAVISON	Dallara F301	9	15:59.889	20.489	3.134	82.13	1:28.787	6
7	92	F3	7	Kevin MCLURG	Dallara F399	9	16:04.308	24.908	4.419	81.75	1:29.935	8
8	49	F3	8	Richard PURCELL	Dallara F305	9	16:05.393	25.993	1.085	81.66	1:28.985	8
9	26	2000	1	Bryn TOOTELL	Van Diemen RF01	9	16:10.661	31.261	5.268	81.22	1:31.063	7
10	44	2000	2	Kevin OTWAY	Van Diemen F4	9	16:14.821	35.421	4.160	80.87	1:30.500	9
11	6	Classic	1	Peter VENN	Anson SA4	9	16:15.114	35.714	0.293	80.85	1:30.965	7
12	5	F3	9	Russell GILES	Dallara F398	9	16:18.583	39.183	3.469	80.56	1:31.186	9
13	87	FR2000	1	Hayden EDMONDS	Formula Renault	9	16:19.475	40.075	0.892	80.49	1:31.813	7
14	27	FR2000	2	James DENSLEY	Tatuus Formula Renault	9	16:20.262	40.862	0.787	80.42	1:31.537	9
15	36	F3	10	Mike HATTON	Dallara F301	9	16:27.283	47.883	7.021	79.85	1:32.718	7
16	56	FR2000	3	Richard CRISP	Formula Renault	9	16:29.591	50.191	2.308	79.66	1:31.709	8
17	89	F3	11	James DREW-WILLIAMS	Lola	9	16:30.550	51.150	0.959	79.59	1:31.711	9
18	42	2000	3	Paul BRITTEN	Van Diemen RF00	9	16:31.765	52.365	1.215	79.49	1:32.236	9
19	32	2000	4	Terry CLARK	Van Diemen RF00	9	16:31.929	52.529	0.164	79.48	1:32.204	8
20	99	2000	5	Mat JORDAN	Van Diemen	9	16:37.568	58.168	5.639	79.03	1:32.813	9
21	19	Classic	2	Nick CATANZARO	Formula Vauxhall Lotus	9	17:06.836	1:27.436	29.268	76.77	1:38.725	7
22	96	2000	6	Taylor MACVEAN	Van Diemen RF93	9	17:07.184	1:27.784	0.348	76.75	1:36.406	8
23	230	FR2000	4	Chris VOSPER	Formula Renault	9	17:09.020	1:29.620	1.836	76.61	1:38.507	7
24	64	Classic	3	Marcus SHEARD	Reynard 883	9	17:09.867	1:30.467	0.847	76.55	1:38.833	8

NOT CLASSIFIED

DNF	46	Classic		Jared WOOD	Formula Vauxhall Lotus	4	8:44.792	5 Laps	5 Laps	66.76	1:45.431	2
DNF	21	Classic		Ian HUGHES	Van Diemen RF88/XL	4	8:45.231	5 Laps	0.439	66.71	1:50.570	1
DNF	14	2000		Robert SMITH	Dallara F395	3	6:26.555	6 Laps	1 Lap	67.98	2:04.057	2
DNF	82	F3		Ben CATER	Dallara F306	0						

FASTEST LAP

94	F3			Ashley DIBDEN	Dallara F301	8	1:25.171		102.85 mph		165.52 kph	
44	2000			Kevin OTWAY	Van Diemen F4	9	1:30.500		96.79 mph		155.77 kph	
6	Classic			Peter VENN	Anson SA4	7	1:30.965		96.29 mph		154.97 kph	
27	FR2000			James DENSLEY	Tatuus Formula Renault	9	1:31.537		95.69 mph		154.00 kph	

Weather / Track : Bright / Dry

These results are provisional until the conclusion of any judicial and technical matters.

Brands Hatch GP

Circuit Length = 2.4332 miles

Start: 17:52 Flag 18:07 End: 18:09

Clerk Of Course :	Timekeeper :
-------------------	--------------

Mono Championship F3 / 2000 / FR2000 / Classic 2000

RACE 17 - LAP CHART

LAP 1 @ 17:53:37.293			LAP 2 @ 17:55:20.577			LAP 3 @ 17:58:10.459			LAP 4 @ 18:00:31.245			LAP 5 @ 18:01:59.266		
NO	BEHIND	LAP TIME	NO	BEHIND	LAP TIME	NO	BEHIND	LAP TIME	NO	BEHIND	LAP TIME	NO	BEHIND	LAP TIME
94		1:32.956	94		1:43.284	94		2:49.882	94		2:20.786	94		1:28.021
10	2.157	1:35.113	10	0.558	1:41.685	10	0.680	2:50.004	10	0.869	2:20.975	10	2.437	1:29.589
70	2.914	1:35.870	70	1.944	1:42.314	70	1.545	2:49.483	70	1.992	2:21.233	70	2.554	1:28.583
79	4.414	1:37.370	79	2.408	1:41.278	79	2.459	2:49.933	79	2.389	2:20.716	79	3.317	1:28.949
15	5.331	1:38.287	15	3.226	1:41.179	15	3.124	2:49.780	15	4.475	2:22.137	15	6.675	1:30.221
31	6.192	1:39.148	31	3.943	1:41.035	31	3.646	2:49.585	31	4.690	2:21.830	31	7.323	1:30.654
92	6.500	1:39.456	92	5.178	1:41.962	92	4.080	2:48.784	92	5.628	2:22.334	92	8.906	1:31.299
26	6.979	1:39.935	26	6.984	1:43.289	26	5.247	2:48.145	26	7.293	2:22.832	26	10.858	1:31.586
49	7.699	1:40.655	49	8.358	1:43.943	49	6.184	2:47.708	49	8.550	2:23.152	49	11.900	1:31.371
6	8.271	1:41.227	6	9.353	1:44.366	6	7.038	2:47.567	6	9.112	2:22.860	6	14.669	1:33.578
27	9.583	1:42.539	27	10.282	1:43.983	27	7.807	2:47.407	27	9.646	2:22.625	27	15.468	1:33.843
44	10.009	1:42.965	44	11.145	1:44.420	44	8.324	2:47.061	44	10.680	2:23.142	44	15.662	1:33.003
87	10.038	1:42.994	87	12.252	1:45.498	87	9.159	2:46.789	87	11.042	2:22.669	87	16.378	1:33.357
5	11.282	1:44.238	5	13.143	1:45.145	5	9.774	2:46.513	5	11.697	2:22.709	5	17.000	1:33.324
56	12.517	1:45.473	56	13.820	1:44.587	56	10.306	2:46.368	56	12.711	2:23.191	56	17.669	1:32.979
36	12.985	1:45.941	36	14.456	1:44.755	36	10.931	2:46.357	36	13.978	2:23.833	36	19.553	1:33.596
32	14.165	1:47.121	32	15.397	1:44.516	32	11.440	2:45.925	32	15.197	2:24.543	32	22.735	1:35.559
42	14.399	1:47.355	42	16.416	1:45.301	42	12.253	2:45.719	42	15.490	2:24.023	42	22.849	1:35.380
46	16.467	1:49.423	46	18.614	1:45.431	46	12.821	2:44.089	46	17.884	2:25.849	89	25.615	1:35.567
21	17.614	1:50.570	89	19.236	1:44.529	89	13.243	2:43.889	89	18.069	2:25.612	99	28.391	1:37.276
89	17.991	1:50.947	21	25.520	1:51.190	21	14.496	2:38.858	21	18.323	2:24.613	19	34.277	1:41.751
96	18.607	1:51.563	96	27.307	1:51.984	96	15.129	2:37.704	96	18.547	2:24.204	230	35.296	1:41.730
19	19.746	1:52.702	99	27.684	1:51.004	99	15.852	2:38.050	99	19.136	2:24.070	64	36.445	1:41.924
99	19.964	1:52.920	19	28.271	1:51.809	19	16.349	2:37.960	19	20.547	2:24.984	96	42.750	1:52.224
230	21.271	1:54.227	230	29.008	1:51.021	230	16.991	2:37.865	230	21.587	2:25.382			
64	22.227	1:55.183	64	29.653	1:50.710	64	18.088	2:38.317	64	22.542	2:25.240			
14	33.218	2:06.174	14	53.991	2:04.057	14	20.433	2:16.324						

Weather / Track : Bright / Dry

Mono Championship F3 / 2000 / FR2000 / Classic 2000

RACE 17 - LAP CHART

LAP 6 @ 18:03:25.535			LAP 7 @ 18:04:51.280			LAP 8 @ 18:06:16.451			LAP 9 @ 18:07:43.737		
NO	BEHIND	LAP TIME	NO	BEHIND	LAP TIME	NO	BEHIND	LAP TIME	NO	BEHIND	LAP TIME
94		1:26.269	94		1:25.745	94		1:25.171	94		1:27.286
70	4.078	1:27.793	70	5.808	1:27.475	70	7.329	1:26.692	70	6.944	1:26.901
10	4.890	1:28.722	10	6.407	1:27.262	10	8.297	1:27.061	10	9.260	1:28.249
79	5.216	1:28.168	79	7.320	1:27.849	79	10.290	1:28.141	79	10.874	1:27.870
15	9.121	1:28.715	15	12.237	1:28.861	15	15.733	1:28.667	15	17.355	1:28.908
31	9.841	1:28.787	31	13.975	1:29.879	31	18.392	1:29.588	31	20.489	1:29.383
92	12.925	1:30.288	92	17.356	1:30.176	92	22.120	1:29.935	92	24.908	1:30.074
26	15.746	1:31.157	49	20.050	1:29.750	49	23.864	1:28.985	49	25.993	1:29.415
49	16.045	1:30.414	26	21.064	1:31.063	26	27.324	1:31.431	26	31.261	1:31.223
6	20.054	1:31.654	6	25.274	1:30.965	6	31.937	1:31.834	44	35.421	1:30.500
44	21.122	1:31.729	44	26.305	1:30.928	44	32.207	1:31.073	6	35.714	1:31.063
87	22.258	1:32.149	87	28.326	1:31.813	87	35.105	1:31.950	5	39.183	1:31.186
27	22.621	1:33.422	5	29.183	1:31.721	5	35.283	1:31.271	87	40.075	1:32.256
5	23.207	1:32.476	27	29.968	1:33.092	27	36.611	1:31.814	27	40.862	1:31.537
56	23.773	1:32.373	56	30.199	1:32.171	56	36.737	1:31.709	36	47.883	1:34.054
36	26.297	1:33.013	36	33.270	1:32.718	36	41.115	1:33.016	56	50.191	1:40.740
32	31.075	1:34.609	42	39.528	1:34.018	89	46.725	1:31.928	89	51.150	1:31.711
42	31.255	1:34.675	89	39.968	1:32.791	42	47.415	1:33.058	42	52.365	1:32.236
89	32.922	1:33.576	32	40.520	1:35.190	32	47.553	1:32.204	32	52.529	1:32.262
99	36.797	1:34.675	99	44.878	1:33.826	99	52.641	1:32.934	99	58.168	1:32.813
19	47.253	1:39.245	19	1:00.233	1:38.725	19	1:14.981	1:39.919	19	1:27.436	1:39.741
230	48.560	1:39.533	230	1:01.322	1:38.507	230	1:15.948	1:39.797	96	1:27.784	1:37.093
64	49.616	1:39.440	64	1:03.210	1:39.339	64	1:16.872	1:38.833	230	1:29.620	1:40.958
96	55.464	1:38.983	96	1:06.742	1:37.023	96	1:17.977	1:36.406	64	1:30.467	1:40.881

Weather / Track : Bright / Dry

Brands Hatch GP
 Circuit Length = 2.4332 miles
 Start: 17:52 Flag 18:07 End: 18:09

Mono Championship F3 / 2000 / FR2000 / Classic 2000

RACE 17 - BEST SECTORS

SECTOR 1			SECTOR 2			SECTOR 3			IDEAL / BEST COMPARISON						
POS	NO	NAME	TIME	NO	NAME	TIME	NO	NAME	TIME	POS	NO	NAME	IDEAL	BEST	DIFF
													PERFECT LAP	1:25.171	
1	94	DIBDEN	26.995	94	DIBDEN	37.646	94	DIBDEN	20.530	1	94	DIBDEN	1:25.171	1:25.171	0.000
2	70	HODGEN	27.406	70	HODGEN	38.067	10	HARRISON	20.964	2	70	HODGEN	1:26.620	1:26.692	0.072
3	10	HARRISON	27.462	10	HARRISON	38.515	15	TATE	21.004	3	10	HARRISON	1:26.941	1:27.061	0.120
4	15	TATE	27.730	79	CUNNINGHAM	38.888	79	CUNNINGHAM	21.112	4	79	CUNNINGHAM	1:27.731	1:27.849	0.118
5	79	CUNNINGHAM	27.731	15	TATE	39.155	70	HODGEN	21.147	5	15	TATE	1:27.889	1:28.667	0.778
6	49	PURCELL	27.778	31	DAVISON	39.181	31	DAVISON	21.440	6	31	DAVISON	1:28.562	1:28.787	0.225
7	31	DAVISON	27.941	49	PURCELL	39.420	6	VENN	21.448	7	49	PURCELL	1:28.920	1:28.985	0.065
8	92	MCLURG	28.224	44	OTWAY	39.514	92	MCLURG	21.708	8	44	OTWAY	1:29.837	1:30.500	0.663
9	89	DREW-WILLIAMS	28.436	82	CATER	39.637	49	PURCELL	21.722	9	92	MCLURG	1:29.839	1:29.935	0.096
10	87	EDMONDS	28.534	92	MCLURG	39.907	5	GILES	21.734	10	6	VENN	1:30.196	1:30.965	0.769
11	44	OTWAY	28.567	6	VENN	40.097	44	OTWAY	21.756	11	26	TOOTELL	1:30.819	1:31.063	0.244
12	5	GILES	28.647	26	TOOTELL	40.273	26	TOOTELL	21.810	12	5	GILES	1:30.863	1:31.186	0.323
13	6	VENN	28.651	5	GILES	40.482	89	DREW-WILLIAMS	21.864	13	89	DREW-WILLIAMS	1:31.427	1:31.711	0.284
14	26	TOOTELL	28.736	32	CLARK	40.603	56	CRISP	21.993	14	27	DENSLEY	1:31.537	1:31.537	0.000
15	27	DENSLEY	28.742	56	CRISP	40.692	27	DENSLEY	22.006	15	87	EDMONDS	1:31.576	1:31.813	0.237
16	56	CRISP	28.932	27	DENSLEY	40.789	32	CLARK	22.057	16	56	CRISP	1:31.617	1:31.709	0.092
17	99	JORDAN	29.019	87	EDMONDS	40.916	87	EDMONDS	22.126	17	32	CLARK	1:32.173	1:32.204	0.031
18	42	BRITTEN	29.161	42	BRITTEN	40.917	42	BRITTEN	22.158	18	42	BRITTEN	1:32.236	1:32.236	0.000
19	36	HATTON	29.186	89	DREW-WILLIAMS	41.127	99	JORDAN	22.215	19	36	HATTON	1:32.663	1:32.718	0.055
20	32	CLARK	29.513	36	HATTON	41.129	36	HATTON	22.348	20	99	JORDAN	1:32.731	1:32.813	0.082
21	96	MACVEAN	30.165	99	JORDAN	41.497	96	MACVEAN	22.890	21	96	MACVEAN	1:36.044	1:36.406	0.362
22	46	WOOD	30.677	96	MACVEAN	42.989	19	CATANZARO	23.136	22	230	VOSPER	1:38.507	1:38.507	0.000
23	230	VOSPER	30.727	230	VOSPER	44.156	64	SHEARD	23.429	23	64	SHEARD	1:38.693	1:38.833	0.140
24	64	SHEARD	30.768	46	WOOD	44.202	230	VOSPER	23.624	24	19	CATANZARO	1:38.725	1:38.725	0.000
25	21	HUGHES	30.976	64	SHEARD	44.496	46	WOOD	23.993	25	46	WOOD	1:38.872	1:45.431	6.559
26	19	CATANZARO	31.037	19	CATANZARO	44.552	21	HUGHES	24.277	26	21	HUGHES	1:39.916	1:50.570	10.654
27	14	SMITH	38.075	21	HUGHES	44.663	14	SMITH	27.619	27	14	SMITH	1:55.721	2:04.057	8.336
28				14	SMITH	50.027									

Weather / Track : Bright / Dry

Results can be found at www.tsl-timing.com

Brands Hatch GP

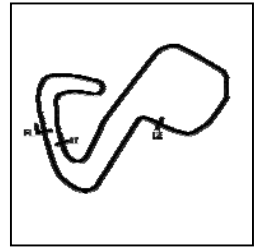
Circuit Length = 2.4332 miles

Start: 17:52 Flag 18:07 End: 18:09

Printed - 18:11 Sunday, 21 May 2017

Mono Championship F3 / 2000 / FR2000 / Classic 2000

RACE 17 - SECTOR ANALYSIS



SECTOR 1 = FL to I1, SECTOR 2 = I1 to I2, SECTOR 3 = I2 to FL, DIFF = Difference To Personal Best Lap, P = Crossed Finish Line in Pit Lane, D = Time Disallowed

P1 94 F3 Ashley DIBDEN		Dallara F301					
IDEAL LAP TIME : 1:25.171		BEST LAP TIME : 1:25.171		DIFFERENCE : 0.000			
LAP	SECTOR 1	SECTOR 2	SECTOR 3	LAP TIME	MPH	DIFF	TIME OF DAY
1 -		38.983	20.782	1:32.956	94.23	7.785	17:53:37.293
2 -	27.643	44.695	30.946	1:43.284	84.81	18.113	17:55:20.577
3 -	40.483	1:18.524	50.875	2:49.882	51.56	1:24.711	17:58:10.459
4 -	45.169	1:08.399	27.218	2:20.786	62.22	55.615	18:00:31.245
5 -	28.038	38.635	21.348	1:28.021	99.51	2.850	18:01:59.266
6 -	27.322	38.184	20.763	1:26.269 (3)	101.54	1.098	18:03:25.535
7 -	27.243	37.944	20.558	1:25.745 (2)	102.16	0.574	18:04:51.280
8 -	26.995	37.646	20.530	1:25.171 (1)	102.85		18:06:16.451
9 -	27.414	38.683	21.189	1:27.286	100.35	2.115	18:07:43.737

P2 70 F3 Chris HODGEN		Dallara F304					
IDEAL LAP TIME : 1:26.620		BEST LAP TIME : 1:26.692		DIFFERENCE : 0.072			
LAP	SECTOR 1	SECTOR 2	SECTOR 3	LAP TIME	MPH	DIFF	TIME OF DAY
1 -		39.445	21.575	1:35.870	91.37	9.178	17:53:40.207
2 -	27.751	43.312	31.251	1:42.314	85.61	15.622	17:55:22.521
3 -	40.458	1:18.866	50.159	2:49.483	51.68	1:22.791	17:58:12.004
4 -	45.787	1:07.739	27.707	2:21.233	62.02	54.541	18:00:33.237
5 -	27.929	39.507	21.147	1:28.583	98.88	1.891	18:02:01.820
6 -	28.027	38.585	21.181	1:27.793	99.77	1.101	18:03:29.613
7 -	27.504	38.748	21.223	1:27.475 (3)	100.14	0.783	18:04:57.088
8 -	27.441	38.067	21.184	1:26.692 (1)	101.04		18:06:23.780
9 -	27.406	38.287	21.208	1:26.901 (2)	100.80	0.209	18:07:50.681

P3 10 F3 Neil HARRISON		Dallara F302					
IDEAL LAP TIME : 1:26.941		BEST LAP TIME : 1:27.061		DIFFERENCE : 0.120			
LAP	SECTOR 1	SECTOR 2	SECTOR 3	LAP TIME	MPH	DIFF	TIME OF DAY
1 -		39.789	21.273	1:35.113	92.09	8.052	17:53:39.450
2 -	27.804	43.116	30.765	1:41.685	86.14	14.624	17:55:21.135
3 -	40.642	1:18.607	50.755	2:50.004	51.52	1:22.943	17:58:11.139
4 -	45.616	1:07.797	27.562	2:20.975	62.13	53.914	18:00:32.114
5 -	28.751	39.492	21.346	1:29.589	97.77	2.528	18:02:01.703
6 -	28.546	38.971	21.205	1:28.722	98.73	1.661	18:03:30.425
7 -	27.587	38.711	20.964	1:27.262 (2)	100.38	0.201	18:04:57.687
8 -	27.462	38.515	21.084	1:27.061 (1)	100.61		18:06:24.748
9 -	27.685	39.178	21.386	1:28.249 (3)	99.26	1.188	18:07:52.997

P4 79 F3 Lee CUNNINGHAM		Dallara F398					
IDEAL LAP TIME : 1:27.731		BEST LAP TIME : 1:27.849		DIFFERENCE : 0.118			
LAP	SECTOR 1	SECTOR 2	SECTOR 3	LAP TIME	MPH	DIFF	TIME OF DAY
1 -		39.827	22.047	1:37.370	89.96	9.521	17:53:41.707
2 -	28.272	41.891	31.115	1:41.278	86.49	13.429	17:55:22.985
3 -	40.578	1:19.063	50.292	2:49.933	51.54	1:22.084	17:58:12.918
4 -	45.200	1:07.865	27.651	2:20.716	62.25	52.867	18:00:33.634
5 -	28.561	39.276	21.112	1:28.949	98.48	1.100	18:02:02.583
6 -	27.957	39.045	21.166	1:28.168	99.35	0.319	18:03:30.751
7 -	27.834	38.888	21.127	1:27.849 (1)	99.71		18:04:58.600
8 -	27.731	39.115	21.295	1:28.141 (3)	99.38	0.292	18:06:26.741
9 -	27.744	38.951	21.175	1:27.870 (2)	99.69	0.021	18:07:54.611

P5 15 F3 Simon TATE		Dallara F302/4					
IDEAL LAP TIME : 1:27.889		BEST LAP TIME : 1:28.667		DIFFERENCE : 0.778			
LAP	SECTOR 1	SECTOR 2	SECTOR 3	LAP TIME	MPH	DIFF	TIME OF DAY
1 -		41.036	21.863	1:38.287	89.12	9.620	17:53:42.624
2 -	28.431	41.860	30.888	1:41.179	86.57	12.512	17:55:23.803
3 -	40.603	1:19.165	50.012	2:49.780	51.59	1:21.113	17:58:13.583
4 -	46.151	1:07.221	28.765	2:22.137	61.62	53.470	18:00:35.720

Weather / Track : Bright / Dry

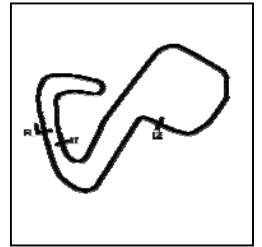
Brands Hatch GP

Circuit Length = 2.4332 miles

Start: 17:52 Flag 18:07 End: 18:09

Mono Championship F3 / 2000 / FR2000 / Classic 2000

RACE 17 - SECTOR ANALYSIS



SECTOR 1 = FL to I1, SECTOR 2 = I1 to I2, SECTOR 3 = I2 to FL, DIFF = Difference To Personal Best Lap, P = Crossed Finish Line in Pit Lane, D = Time Disallowed

5 -	28.832	39.892	21.497	1:30.221	97.09	1.554	18:02:05.941
6 -	27.903	39.155	21.657	1:28.715 (2)	98.74	0.048	18:03:34.656
7 -	28.517	39.340	21.004	1:28.861 (3)	98.57	0.194	18:05:03.517
8 -	27.730	39.460	21.477	1:28.667 (1)	98.79		18:06:32.184
9 -	28.046	39.501	21.361	1:28.908	98.52	0.241	18:08:01.092

P6 31 F3		Chris DAVISON		Dallara F301			
IDEAL LAP TIME : 1:28.562		BEST LAP TIME : 1:28.787		DIFFERENCE : 0.225			
LAP	SECTOR 1	SECTOR 2	SECTOR 3	LAP TIME	MPH	DIFF	TIME OF DAY
1 -		40.996	22.094	1:39.148	88.35	10.361	17:53:43.485
2 -	28.340	41.600	31.095	1:41.035	86.70	12.248	17:55:24.520
3 -	40.551	1:19.377	49.657	2:49.585	51.65	1:20.798	17:58:14.105
4 -	46.224	1:07.119	28.487	2:21.830	61.76	53.043	18:00:35.935
5 -	29.030	39.945	21.679	1:30.654	96.62	1.867	18:02:06.589
6 -	28.129	39.181	21.477	1:28.787 (1)	98.66		18:03:35.376
7 -	28.481	39.928	21.470	1:29.879	97.46	1.092	18:05:05.255
8 -	27.941	39.853	21.794	1:29.588 (3)	97.77	0.801	18:06:34.843
9 -	27.988	39.955	21.440	1:29.383 (2)	98.00	0.596	18:08:04.226

P7 92 F3		Kevin MCLURG		Dallara F399			
IDEAL LAP TIME : 1:29.839		BEST LAP TIME : 1:29.935		DIFFERENCE : 0.096			
LAP	SECTOR 1	SECTOR 2	SECTOR 3	LAP TIME	MPH	DIFF	TIME OF DAY
1 -		41.162	21.984	1:39.456	88.07	9.521	17:53:43.793
2 -	28.681	41.283	31.998	1:41.962	85.91	12.027	17:55:25.755
3 -	40.018	1:19.450	49.316	2:48.784	51.89	1:18.849	17:58:14.539
4 -	46.224	1:07.347	28.763	2:22.334	61.54	52.399	18:00:36.873
5 -	29.037	40.515	21.747	1:31.299	95.94	1.364	18:02:08.172
6 -	28.396	40.057	21.835	1:30.288	97.02	0.353	18:03:38.460
7 -	28.376	39.907	21.893	1:30.176 (3)	97.14	0.241	18:05:08.636
8 -	28.224	40.003	21.708	1:29.935 (1)	97.40		18:06:38.571
9 -	28.252	39.982	21.840	1:30.074 (2)	97.25	0.139	18:08:08.645

P8 49 F3		Richard PURCELL		Dallara F305			
IDEAL LAP TIME : 1:28.920		BEST LAP TIME : 1:28.985		DIFFERENCE : 0.065			
LAP	SECTOR 1	SECTOR 2	SECTOR 3	LAP TIME	MPH	DIFF	TIME OF DAY
1 -		41.330	22.399	1:40.655	87.02	11.670	17:53:44.992
2 -	28.654	41.371	33.918	1:43.943	84.27	14.958	17:55:28.935
3 -	38.423	1:19.962	49.323	2:47.708	52.23	1:18.723	17:58:16.643
4 -	46.217	1:07.623	29.312	2:23.152	61.19	54.167	18:00:39.795
5 -	28.939	40.200	22.232	1:31.371	95.87	2.386	18:02:11.166
6 -	28.318	39.999	22.097	1:30.414	96.88	1.429	18:03:41.580
7 -	28.382	39.646	21.722	1:29.750 (3)	97.60	0.765	18:05:11.330
8 -	27.778	39.420	21.787	1:28.985 (1)	98.44		18:06:40.315
9 -	27.825	39.563	22.027	1:29.415 (2)	97.96	0.430	18:08:09.730

P9 26 2000		Bryn TOOTELL		Van Diemen RF01			
IDEAL LAP TIME : 1:30.819		BEST LAP TIME : 1:31.063		DIFFERENCE : 0.244			
LAP	SECTOR 1	SECTOR 2	SECTOR 3	LAP TIME	MPH	DIFF	TIME OF DAY
1 -		41.357	22.155	1:39.935	87.65	8.872	17:53:44.272
2 -	28.831	41.028	33.430	1:43.289	84.80	12.226	17:55:27.561
3 -	38.673	1:20.070	49.402	2:48.145	52.09	1:17.082	17:58:15.706
4 -	45.980	1:08.215	28.637	2:22.832	61.32	51.769	18:00:38.538
5 -	29.287	40.393	21.906	1:31.586	95.64	0.523	18:02:10.124
6 -	28.736	40.273	22.148	1:31.157 (2)	96.09	0.094	18:03:41.281
7 -	28.895	40.358	21.810	1:31.063 (1)	96.19		18:05:12.344
8 -	28.788	40.617	22.026	1:31.431	95.80	0.368	18:06:43.775
9 -	28.736	40.460	22.027	1:31.223 (3)	96.02	0.160	18:08:14.998

Weather / Track : Bright / Dry

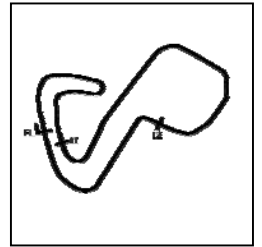
Brands Hatch GP

Circuit Length = 2.4332 miles

Start: 17:52 Flag 18:07 End: 18:09

Mono Championship F3 / 2000 / FR2000 / Classic 2000

RACE 17 - SECTOR ANALYSIS



SECTOR 1 = FL to I1, SECTOR 2 = I1 to I2, SECTOR 3 = I2 to FL, DIFF = Difference To Personal Best Lap, P = Crossed Finish Line in Pit Lane, D = Time Disallowed

P10 44 2000 Kevin OTWAY				Van Diemen F4			
IDEAL LAP TIME : 1:29.837		BEST LAP TIME : 1:30.500		DIFFERENCE : 0.663			
LAP	SECTOR 1	SECTOR 2	SECTOR 3	LAP TIME	MPH	DIFF	TIME OF DAY
1 -		41.911	22.594	1:42.965	85.07	12.465	17:53:47.302
2 -	29.172	44.142	31.106	1:44.420	83.89	13.920	17:55:31.722
3 -	38.598	1:19.590	48.873	2:47.061	52.43	1:16.561	17:58:18.783
4 -	46.557	1:07.402	29.183	2:23.142	61.19	52.642	18:00:41.925
5 -	29.510	41.409	22.084	1:33.003	94.18	2.503	18:02:14.928
6 -	29.081	40.694	21.954	1:31.729	95.49	1.229	18:03:46.657
7 -	28.676	40.496	21.756	1:30.928 (2)	96.33	0.428	18:05:17.585
8 -	28.567	40.531	21.975	1:31.073 (3)	96.18	0.573	18:06:48.658
9 -	29.034	39.514	21.952	1:30.500 (1)	96.79		18:08:19.158

P11 6 Classic Peter VENN				Anson SA4			
IDEAL LAP TIME : 1:30.196		BEST LAP TIME : 1:30.965		DIFFERENCE : 0.769			
LAP	SECTOR 1	SECTOR 2	SECTOR 3	LAP TIME	MPH	DIFF	TIME OF DAY
1 -		40.991	22.304	1:41.227	86.53	10.262	17:53:45.564
2 -	29.104	42.688	32.574	1:44.366	83.93	13.401	17:55:29.930
3 -	38.048	1:19.982	49.537	2:47.567	52.27	1:16.602	17:58:17.497
4 -	46.027	1:07.593	29.240	2:22.860	61.31	51.895	18:00:40.357
5 -	30.269	41.134	22.175	1:33.578	93.61	2.613	18:02:13.935
6 -	28.875	40.954	21.825	1:31.654 (3)	95.57	0.689	18:03:45.589
7 -	28.651	40.564	21.750	1:30.965 (1)	96.29		18:05:16.554
8 -	29.008	40.861	21.965	1:31.834	95.38	0.869	18:06:48.388
9 -	29.518	40.097	21.448	1:31.063 (2)	96.19	0.098	18:08:19.451

P12 5 F3 Russell GILES				Dallara F398			
IDEAL LAP TIME : 1:30.863		BEST LAP TIME : 1:31.186		DIFFERENCE : 0.323			
LAP	SECTOR 1	SECTOR 2	SECTOR 3	LAP TIME	MPH	DIFF	TIME OF DAY
1 -		42.499	22.803	1:44.238	84.03	13.052	17:53:48.575
2 -	29.487	44.350	31.308	1:45.145	83.31	13.959	17:55:33.720
3 -	38.111	1:19.610	48.792	2:46.513	52.60	1:15.327	17:58:20.233
4 -	46.651	1:07.200	28.858	2:22.709	61.38	51.523	18:00:42.942
5 -	29.379	41.984	21.961	1:33.324	93.86	2.138	18:02:16.266
6 -	28.904	41.419	22.153	1:32.476	94.72	1.290	18:03:48.742
7 -	28.690	41.073	21.958	1:31.721 (3)	95.50	0.535	18:05:20.463
8 -	28.647	40.890	21.734	1:31.271 (2)	95.97	0.085	18:06:51.734
9 -	28.792	40.482	21.912	1:31.186 (1)	96.06		18:08:22.920

P13 87 FR2000 Hayden EDMONDS				Formula Renault			
IDEAL LAP TIME : 1:31.576		BEST LAP TIME : 1:31.813		DIFFERENCE : 0.237			
LAP	SECTOR 1	SECTOR 2	SECTOR 3	LAP TIME	MPH	DIFF	TIME OF DAY
1 -		42.601	23.021	1:42.994	85.05	11.181	17:53:47.331
2 -	29.605	44.619	31.274	1:45.498	83.03	13.685	17:55:32.829
3 -	38.207	1:19.697	48.885	2:46.789	52.52	1:14.976	17:58:19.618
4 -	46.563	1:07.289	28.817	2:22.669	61.39	50.856	18:00:42.287
5 -	29.465	41.583	22.309	1:33.357	93.83	1.544	18:02:15.644
6 -	29.057	40.916	22.176	1:32.149 (3)	95.06	0.336	18:03:47.793
7 -	28.613	41.065	22.135	1:31.813 (1)	95.40		18:05:19.606
8 -	28.710	41.114	22.126	1:31.950 (2)	95.26	0.137	18:06:51.556
9 -	28.534	41.186	22.536	1:32.256	94.95	0.443	18:08:23.812

P14 27 FR2000 James DENSLEY				Tatuus Formula Renault			
IDEAL LAP TIME : 1:31.537		BEST LAP TIME : 1:31.537		DIFFERENCE : 0.000			
LAP	SECTOR 1	SECTOR 2	SECTOR 3	LAP TIME	MPH	DIFF	TIME OF DAY
1 -		42.359	22.804	1:42.539	85.42	11.002	17:53:46.876
2 -	29.055	43.387	31.541	1:43.983	84.24	12.446	17:55:30.859
3 -	39.030	1:19.064	49.313	2:47.407	52.32	1:15.870	17:58:18.266
4 -	46.395	1:07.284	28.946	2:22.625	61.41	51.088	18:00:40.891

Weather / Track : Bright / Dry

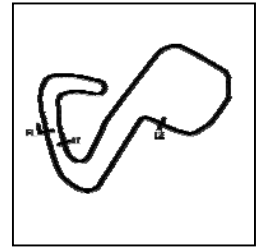
Brands Hatch GP

Circuit Length = 2.4332 miles

Start: 17:52 Flag 18:07 End: 18:09

Mono Championship F3 / 2000 / FR2000 / Classic 2000

RACE 17 - SECTOR ANALYSIS



SECTOR 1 = FL to I1, SECTOR 2 = I1 to I2, SECTOR 3 = I2 to FL, DIFF = Difference To Personal Best Lap, P = Crossed Finish Line in Pit Lane, D = Time Disallowed

5 -	29.510	41.868	22.465	1:33.843	93.34	2.306	18:02:14.734
6 -	29.702	41.456	22.264	1:33.422	93.76	1.885	18:03:48.156
7 -	28.907	41.694	22.491	1:33.092 (3)	94.09	1.555	18:05:21.248
8 -	28.777	40.863	22.174	1:31.814 (2)	95.40	0.277	18:06:53.062
9 -	28.742	40.789	22.006	1:31.537 (1)	95.69		18:08:24.599

P15 36 F3 Mike HATTON			Dallara F301				
IDEAL LAP TIME : 1:32.663		BEST LAP TIME : 1:32.718		DIFFERENCE : 0.055			
LAP	SECTOR 1	SECTOR 2	SECTOR 3	LAP TIME	MPH	DIFF	TIME OF DAY
1 -		42.065	23.243	1:45.941	82.68	13.223	17:53:50.278
2 -	30.038	44.397	30.320	1:44.755	83.62	12.037	17:55:35.033
3 -	38.391	1:20.028	47.938	2:46.357	52.65	1:13.639	17:58:21.390
4 -	47.242	1:07.120	29.471	2:23.833	60.90	51.115	18:00:45.223
5 -	29.785	41.415	22.396	1:33.596	93.59	0.878	18:02:18.819
6 -	29.470	41.129	22.414	1:33.013 (2)	94.17	0.295	18:03:51.832
7 -	29.186	41.184	22.348	1:32.718 (1)	94.47		18:05:24.550
8 -	29.361	41.218	22.437	1:33.016 (3)	94.17	0.298	18:06:57.566
9 -	29.536	41.679	22.839	1:34.054	93.13	1.336	18:08:31.620

P16 56 FR2000 Richard CRISP			Formula Renault				
IDEAL LAP TIME : 1:31.617		BEST LAP TIME : 1:31.709		DIFFERENCE : 0.092			
LAP	SECTOR 1	SECTOR 2	SECTOR 3	LAP TIME	MPH	DIFF	TIME OF DAY
1 -		43.048	23.726	1:45.473	83.05	13.764	17:53:49.810
2 -	29.553	44.003	31.031	1:44.587	83.75	12.878	17:55:34.397
3 -	38.253	1:19.591	48.524	2:46.368	52.65	1:14.659	17:58:20.765
4 -	46.799	1:07.164	29.228	2:23.191	61.17	51.482	18:00:43.956
5 -	29.472	41.262	22.245	1:32.979	94.21	1.270	18:02:16.935
6 -	29.335	40.834	22.204	1:32.373 (3)	94.83	0.664	18:03:49.308
7 -	28.932	40.779	22.460	1:32.171 (2)	95.03	0.462	18:05:21.479
8 -	29.024	40.692	21.993	1:31.709 (1)	95.51		18:06:53.188
9 -	37.169	41.352	22.219	1:40.740	86.95	9.031	18:08:33.928

P17 89 F3 James DREW-WILLIAMS			Lola				
IDEAL LAP TIME : 1:31.427		BEST LAP TIME : 1:31.711		DIFFERENCE : 0.284			
LAP	SECTOR 1	SECTOR 2	SECTOR 3	LAP TIME	MPH	DIFF	TIME OF DAY
1 -		45.015	23.937	1:50.947	78.95	19.236	17:53:55.284
2 -	29.580	48.268	26.681	1:44.529	83.80	12.818	17:55:39.813
3 -	36.878	1:20.374	46.637	2:43.889	53.44	1:12.178	17:58:23.702
4 -	48.189	1:07.390	30.033	2:25.612	60.15	53.901	18:00:49.314
5 -	30.521	42.729	22.317	1:35.567	91.66	3.856	18:02:24.881
6 -	28.951	42.383	22.242	1:33.576	93.61	1.865	18:03:58.457
7 -	28.849	41.724	22.218	1:32.791 (3)	94.40	1.080	18:05:31.248
8 -	28.772	41.127	22.029	1:31.928 (2)	95.29	0.217	18:07:03.176
9 -	28.436	41.411	21.864	1:31.711 (1)	95.51		18:08:34.887

P18 42 2000 Paul BRITTEN			Van Diemen RF00				
IDEAL LAP TIME : 1:32.236		BEST LAP TIME : 1:32.236		DIFFERENCE : 0.000			
LAP	SECTOR 1	SECTOR 2	SECTOR 3	LAP TIME	MPH	DIFF	TIME OF DAY
1 -		42.507	23.656	1:47.355	81.59	15.119	17:53:51.692
2 -	30.268	46.730	28.303	1:45.301	83.18	13.065	17:55:36.993
3 -	38.246	1:19.966	47.507	2:45.719	52.85	1:13.483	17:58:22.712
4 -	47.449	1:07.119	29.455	2:24.023	60.82	51.787	18:00:46.735
5 -	30.746	41.942	22.692	1:35.380	91.84	3.144	18:02:22.115
6 -	30.269	41.637	22.769	1:34.675	92.52	2.439	18:03:56.790
7 -	29.830	41.604	22.584	1:34.018 (3)	93.17	1.782	18:05:30.808
8 -	29.638	41.194	22.226	1:33.058 (2)	94.13	0.822	18:07:03.866
9 -	29.161	40.917	22.158	1:32.236 (1)	94.97		18:08:36.102

Weather / Track : Bright / Dry

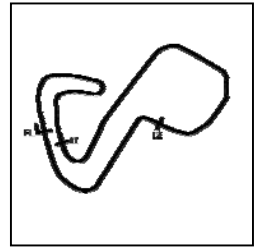
Brands Hatch GP

Circuit Length = 2.4332 miles

Start: 17:52 Flag 18:07 End: 18:09

Mono Championship F3 / 2000 / FR2000 / Classic 2000

RACE 17 - SECTOR ANALYSIS



SECTOR 1 = FL to I1, SECTOR 2 = I1 to I2, SECTOR 3 = I2 to FL, DIFF = Difference To Personal Best Lap, P = Crossed Finish Line in Pit Lane, D = Time Disallowed

P19 32 2000 Terry CLARK			Van Diemen RF00				
IDEAL LAP TIME : 1:32.173		BEST LAP TIME : 1:32.204		DIFFERENCE : 0.031			
LAP	SECTOR 1	SECTOR 2	SECTOR 3	LAP TIME	MPH	DIFF	TIME OF DAY
1 -		42.403	23.791	1:47.121	81.77	14.917	17:53:51.458
2 -	30.242	45.754	28.520	1:44.516	83.81	12.312	17:55:35.974
3 -	38.252	1:20.276	47.397	2:45.925	52.79	1:13.721	17:58:21.899
4 -	47.665	1:06.781	30.097	2:24.543	60.60	52.339	18:00:46.442
5 -	30.906	41.824	22.829	1:35.559	91.66	3.355	18:02:22.001
6 -	30.161	41.547	22.901	1:34.609 (3)	92.58	2.405	18:03:56.610
7 -	30.596	42.177	22.417	1:35.190	92.02	2.986	18:05:31.800
8 -	29.513	40.603	22.088	1:32.204 (1)	95.00		18:07:04.004
9 -	29.571	40.634	22.057	1:32.262 (2)	94.94	0.058	18:08:36.266

P20 99 2000 Mat JORDAN			Van Diemen				
IDEAL LAP TIME : 1:32.731		BEST LAP TIME : 1:32.813		DIFFERENCE : 0.082			
LAP	SECTOR 1	SECTOR 2	SECTOR 3	LAP TIME	MPH	DIFF	TIME OF DAY
1 -		44.773	23.867	1:52.920	77.57	20.107	17:53:57.257
2 -	30.283	51.526	29.195	1:51.004	78.91	18.191	17:55:48.261
3 -	36.194	1:14.987	46.869	2:38.050	55.42	1:05.237	17:58:26.311
4 -	48.813	1:06.126	29.131	2:24.070	60.80	51.257	18:00:50.381
5 -	31.427	42.891	22.958	1:37.276	90.05	4.463	18:02:27.657
6 -	29.694	42.239	22.742	1:34.675	92.52	1.862	18:04:02.332
7 -	29.297	42.033	22.496	1:33.826 (3)	93.36	1.013	18:05:36.158
8 -	29.117	41.497	22.320	1:32.934 (2)	94.25	0.121	18:07:09.092
9 -	29.019	41.579	22.215	1:32.813 (1)	94.38		18:08:41.905

P21 19 Classic Nick CATANZARO			Formula Vauxhall Lotus				
IDEAL LAP TIME : 1:38.725		BEST LAP TIME : 1:38.725		DIFFERENCE : 0.000			
LAP	SECTOR 1	SECTOR 2	SECTOR 3	LAP TIME	MPH	DIFF	TIME OF DAY
1 -		45.163	23.914	1:52.702	77.72	13.977	17:53:57.039
2 -	31.999	50.634	29.176	1:51.809	78.34	13.084	17:55:48.848
3 -	36.146	1:15.216	46.598	2:37.960	55.45	59.235	17:58:26.808
4 -	49.163	1:06.205	29.616	2:24.984	60.41	46.259	18:00:51.792
5 -	32.766	45.535	23.450	1:41.751	86.09	3.026	18:02:33.543
6 -	31.106	44.999	23.140	1:39.245 (2)	88.26	0.520	18:04:12.788
7 -	31.037	44.552	23.136	1:38.725 (1)	88.72		18:05:51.513
8 -	31.542	44.943	23.434	1:39.919	87.66	1.194	18:07:31.432
9 -	31.675	44.862	23.204	1:39.741 (3)	87.82	1.016	18:09:11.173

P22 96 2000 Taylor MACVEAN			Van Diemen RF93				
IDEAL LAP TIME : 1:36.044		BEST LAP TIME : 1:36.406		DIFFERENCE : 0.362			
LAP	SECTOR 1	SECTOR 2	SECTOR 3	LAP TIME	MPH	DIFF	TIME OF DAY
1 -		44.461	25.484	1:51.563	78.51	15.157	17:53:55.900
2 -	31.095	51.516	29.373	1:51.984	78.22	15.578	17:55:47.884
3 -	35.853	1:15.041	46.810	2:37.704	55.54	1:01.298	17:58:25.588
4 -	48.461	1:06.498	29.245	2:24.204	60.74	47.798	18:00:49.792
5 -	31.773	56.675	23.776	1:52.224	78.05	15.818	18:02:42.016
6 -	31.103	44.229	23.651	1:38.983	88.49	2.577	18:04:20.999
7 -	30.592	43.190	23.241	1:37.023 (2)	90.28	0.617	18:05:58.022
8 -	30.400	42.989	23.017	1:36.406 (1)	90.86		18:07:34.428
9 -	30.165	44.038	22.890	1:37.093 (3)	90.22	0.687	18:09:11.521

P23 230 FR2000 Chris VOSPER			Formula Renault				
IDEAL LAP TIME : 1:38.507		BEST LAP TIME : 1:38.507		DIFFERENCE : 0.000			
LAP	SECTOR 1	SECTOR 2	SECTOR 3	LAP TIME	MPH	DIFF	TIME OF DAY
1 -		45.678	24.219	1:54.227	76.68	15.720	17:53:58.564
2 -	31.513	50.419	29.089	1:51.021	78.90	12.514	17:55:49.585
3 -	36.095	1:15.897	45.873	2:37.865	55.48	59.358	17:58:27.450
4 -	49.280	1:06.622	29.480	2:25.382	60.25	46.875	18:00:52.832

Weather / Track : Bright / Dry

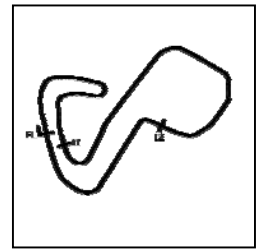
Brands Hatch GP

Circuit Length = 2.4332 miles

Start: 17:52 Flag 18:07 End: 18:09

Mono Championship F3 / 2000 / FR2000 / Classic 2000

RACE 17 - SECTOR ANALYSIS



SECTOR 1 = FL to I1, SECTOR 2 = I1 to I2, SECTOR 3 = I2 to FL, DIFF = Difference To Personal Best Lap, P = Crossed Finish Line in Pit Lane, D = Time Disallowed

5 -	32.392	45.472	23.866	1:41.730	86.10	3.223	18:02:34.562
6 -	31.438	44.351	23.744	1:39.533 (2)	88.00	1.026	18:04:14.095
7 -	30.727	44.156	23.624	1:38.507 (1)	88.92		18:05:52.602
8 -	30.899	45.152	23.746	1:39.797 (3)	87.77	1.290	18:07:32.399
9 -	31.328	45.913	23.717	1:40.958	86.76	2.451	18:09:13.357

P24 64 Classic Marcus SHEARD

Reynard 883

IDEAL LAP TIME : 1:38.693 BEST LAP TIME : 1:38.833 DIFFERENCE : 0.140

LAP	SECTOR 1	SECTOR 2	SECTOR 3	LAP TIME	MPH	DIFF	TIME OF DAY
1 -		46.033	24.293	1:55.183	76.05	16.350	17:53:59.520
2 -	31.338	50.509	28.863	1:50.710	79.12	11.877	17:55:50.230
3 -	36.010	1:15.981	46.326	2:38.317	55.33	59.484	17:58:28.547
4 -	49.122	1:07.727	28.391	2:25.240	60.31	46.407	18:00:53.787
5 -	32.128	45.859	23.937	1:41.924	85.94	3.091	18:02:35.711
6 -	30.834	44.809	23.797	1:39.440 (3)	88.09	0.607	18:04:15.151
7 -	31.138	44.772	23.429	1:39.339 (2)	88.18	0.506	18:05:54.490
8 -	30.768	44.496	23.569	1:38.833 (1)	88.63		18:07:33.323
9 -	31.157	46.177	23.547	1:40.881	86.83	2.048	18:09:14.204

P25 46 Classic Jared WOOD

Formula Vauxhall Lotus

IDEAL LAP TIME : 1:38.872 BEST LAP TIME : 1:45.431 DIFFERENCE : 6.559

LAP	SECTOR 1	SECTOR 2	SECTOR 3	LAP TIME	MPH	DIFF	TIME OF DAY
1 -		44.202	23.993	1:49.423 (2)	80.05	3.992	17:53:53.760
2 -	30.677	47.587	27.167	1:45.431 (1)	83.08		17:55:39.191
3 -	36.769	1:20.371	46.949	2:44.089	53.38	58.658	17:58:23.280
4 -	48.041	1:07.075	30.733	2:25.849 (3)	60.06	40.418	18:00:49.129

P26 21 Classic Ian HUGHES

Van Diemen RF88/XL

IDEAL LAP TIME : 1:39.916 BEST LAP TIME : 1:50.570 DIFFERENCE : 10.654

LAP	SECTOR 1	SECTOR 2	SECTOR 3	LAP TIME	MPH	DIFF	TIME OF DAY
1 -		44.663	24.277	1:50.570 (1)	79.22		17:53:54.907
2 -	30.976	51.271	28.943	1:51.190 (2)	78.78	0.619	17:55:46.097
3 -	35.821	1:16.260	46.777	2:38.858	55.14	48.287	17:58:24.955
4 -	48.694	1:06.437	29.482	2:24.613 (3)	60.57	34.042	18:00:49.568

P27 14 2000 Robert SMITH

Dallara F395

IDEAL LAP TIME : 1:55.721 BEST LAP TIME : 2:04.057 DIFFERENCE : 8.336

LAP	SECTOR 1	SECTOR 2	SECTOR 3	LAP TIME	MPH	DIFF	TIME OF DAY
1 -		50.027	27.619	2:06.174 (2)	69.42	2.117	17:54:10.511
2 -	38.075	55.386	30.596	2:04.057 (1)	70.61		17:56:14.568
3 -	44.276	59.554	32.494	2:16.324 (3)	64.25	12.267	17:58:30.892