



MONOPOSTO CHAMPIONSHIP

MOTO 1000 / 1800 / 1600

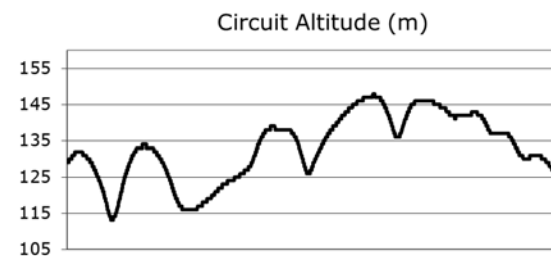
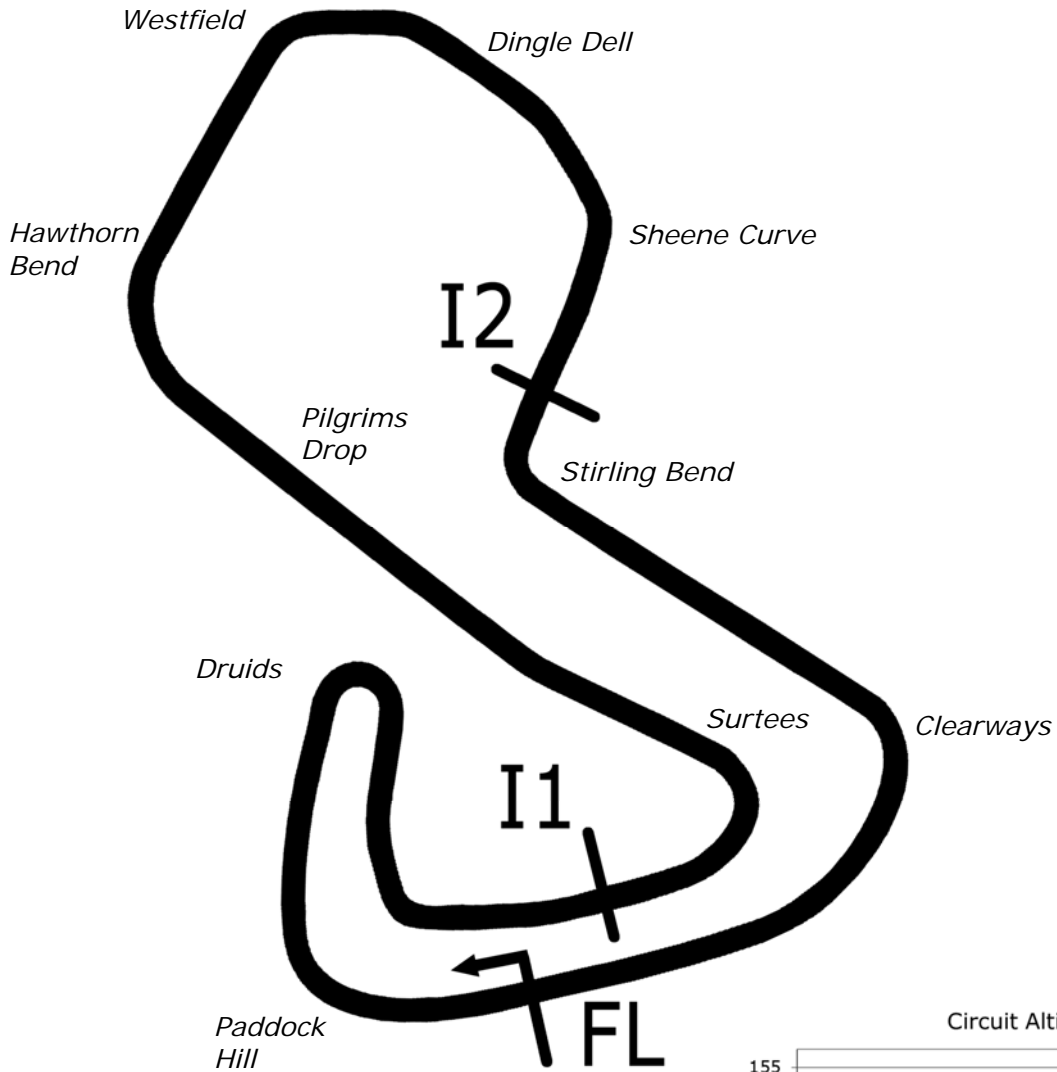
Brands Hatch GP Circuit

31st August / 1st September 2019



Results Provided by Timing Solutions Ltd
www.tsl-timing.com

Brands Hatch GP



Length	2.4332 miles	3916.0 m
FL		51.36032 N 0.26032 E
I1	1116m	51.35934 N 0.25955 E
I2	2928m	51.35532 N 0.26250 E
Pit Entry	3646m	51.35911 N 0.25743 E
Pit Exit	26m after FL	51.36027 N 0.26078 E
Pit Entry-Pit Exit 277m, 16.6s @60kph, 12.4s @80kph		

All results available at www.tsl-timing.com

Monoposto Championship - 1000, 1800, 1600

QUALIFYING - RACE 7 - AMENDED CLASSIFICATION

POS	NO	CL	PIC NAME	ENTRY	TIME	ON	LAPS	GAP	DIFF	MPH
1	51	M1000	1 Michael WATTON	Jedi Mk 6	1:27.645	8	8			99.94
2	80	M1000	2 Dan GORE	Jedi MK 6	1:28.036	9	9	0.391	0.391	99.50
3	29	M1000	3 Dax WARD	Jedi Mk 6	1:30.435	9	9	2.790	2.399	96.86
4	39	M1000	4 Craig HURRAN	Jedi Mk 6	1:31.310	9	9	3.665	0.875	95.93
5	101	M1000	5 Max HART	Leastone 1000	1:31.600	9	9	3.955	0.290	95.63
6	78	M1000	6 Myles CASTALDINI	Van Diemen RF94	1:32.498	4	4	4.853	0.898	94.70
7	98	M1000	7 Dominc SHEPHERD	JKS	1:32.561	3	8	4.916	0.063	94.63
8	471	M1000	8 Dan LEVY	Jedi MK6	1:33.873	3	9	6.228	1.312	93.31
9	83	M1000	9 Dave WHEAL	Jedi Mk 4	1:36.767	8	8	9.122	2.894	90.52
10	18	M1000	10 James WAITE	JKS Mk2	1:37.157	3	3	9.512	0.390	90.16
11	48	M1000	11 Morgan MCCOURT	Leastone 1000	1:38.262	3	9	10.617	1.105	89.14
12	12	1800	1 Phil DAVIS	Van Diemen RF98	1:39.210	5	9	11.565	0.948	88.29
13	117	1800	2 Chris LORD	Van Diemen RF82	1:39.663	8	8	12.018	0.453	87.89
14	161	1800	3 Julian HOSKINS	Vector TF93Z	1:41.100	5	8	13.455	1.437	86.64
15	7	1600	1 Geoff FERN	Van Diemen RF89	1:42.520	4	8	14.875	1.420	85.44
16	111	1800	4 Jeff WILLIAMS	Van Diemen RF82	1:44.094	8	8	16.449	1.574	84.15
17	81	1800	5 Douglas MCLAY	Mygale SJ10 Duratec	1:46.587	4	6	18.942	2.493	82.18
18	47	1800	6 David JONES	Van Diemen RF82	1:47.591	8	8	19.946	1.004	81.41
19	30	M1000	12 Andrew CARTMELL	Revelation 1000	2:00.798	4	4	33.153	13.207	72.51
20	17	1800	7 Paul LOVETT	Osella FAF	2:07.428	3	6	39.783	6.630	68.74
EX	11*	1800	Jill LOVETT	Swift SC99Z						

Car 11 - C3.3 Eligibility - Post Practice scrutineering - Practice times diallowed and subject to re-scrutineering

Weather / Track : Sunny / Dry

These results are provisional until the conclusion of any judicial and technical matters.

Brands Hatch GP

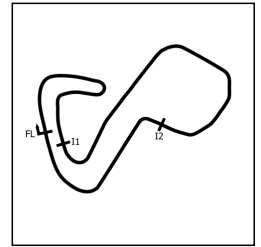
Circuit Length = 2.4332 miles

Start: 11:10 Flag 11:25 End: 11:27

Clerk Of Course :	Steward :	Timekeeper :

Monoposto Championship - 1000, 1800, 1600

QUALIFYING - RACE 7 - SECTOR ANALYSIS



SECTOR 1 = FL to I1, SECTOR 2 = I1 to I2, SECTOR 3 = I2 to FL, DIFF = Difference To Personal Best Lap, P = Crossed Finish Line in Pit Lane, D = Time Disallowed

P1 51 M1000 Michael WATTON				Jedi Mk 6			
IDEAL LAP TIME : 1:27.491		BEST LAP TIME : 1:27.645		DIFFERENCE : 0.154			
LAP	SECTOR 1	SECTOR 2	SECTOR 3	LAP TIME	MPH	DIFF	TIME OF DAY
1 -	OUTLAP	42.745	22.205	1:39.612	87.93	11.967	11:12:16.518
2 -	28.019	41.044	21.943	1:31.006	96.25	3.361	11:13:47.524
3 -	27.712	40.094	21.101	1:28.907 (2)	98.52	1.262	11:15:16.431
4 -	27.394	39.808	21.973	1:29.175 (3)	98.23	1.530	11:16:45.606
5 -	28.108	40.442	21.260	1:29.810	97.53	2.165	11:18:15.416
6 -	27.887	53.319	IN PIT	4:43.074 P	30.94	3:15.429	11:22:58.490
7 -	OUTLAP	45.604	21.624	1:42.250	85.67	14.605	11:24:40.740
8 -	27.548	39.195	20.902	1:27.645 (1)	99.94		11:26:08.385

P2 80 M1000 Dan GORE				Jedi MK 6			
IDEAL LAP TIME : 1:27.927		BEST LAP TIME : 1:28.036		DIFFERENCE : 0.109			
LAP	SECTOR 1	SECTOR 2	SECTOR 3	LAP TIME	MPH	DIFF	TIME OF DAY
1 -	OUTLAP	45.260	22.258	1:43.830	84.36	15.794	11:12:32.852
2 -	29.377	42.206	24.174	1:35.757	91.47	7.721	11:14:08.609
3 -	27.936	39.795	22.265	1:29.996 (2)	97.33	1.960	11:15:38.605
4 -	27.704	41.200	21.969	1:30.873 (3)	96.39	2.837	11:17:09.478
5 -	28.303	39.821	24.664	1:32.788	94.40	4.752	11:18:42.266
6 -	45.170	1:00.812	30.389	2:16.371	64.23	48.335	11:20:58.637
7 -	41.900	1:02.408	27.267	2:11.575	66.57	43.539	11:23:10.212
8 -	29.348	43.304	21.909	1:34.561	92.63	6.525	11:24:44.773
9 -	27.813	39.354	20.869	1:28.036 (1)	99.50		11:26:12.809

P3 29 M1000 Dax WARD				Jedi Mk 6			
IDEAL LAP TIME : 1:30.435		BEST LAP TIME : 1:30.435		DIFFERENCE : 0.000			
LAP	SECTOR 1	SECTOR 2	SECTOR 3	LAP TIME	MPH	DIFF	TIME OF DAY
1 -	OUTLAP	47.927	23.700	1:47.940	81.15	17.505	11:12:25.625
2 -	29.974	42.160	23.244	1:35.378	91.84	4.943	11:14:01.003
3 -	29.085	41.058	22.076	1:32.219 (3)	94.98	1.784	11:15:33.222
4 -	29.101	41.097	22.179	1:32.377	94.82	1.942	11:17:05.599
5 -	28.890	40.646	21.999	1:31.535 (2)	95.69	1.100	11:18:37.134
6 -	45.063	1:05.316	30.510	2:20.889	62.17	50.454	11:20:58.023
7 -	41.732	1:02.628	27.683	2:12.043	66.34	41.608	11:23:10.066
8 -	31.032	42.591	22.398	1:36.021	91.22	5.586	11:24:46.087
9 -	28.519	40.234	21.682	1:30.435 (1)	96.86		11:26:16.522

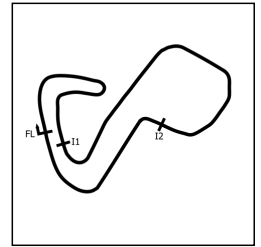
P4 39 M1000 Craig HURRAN				Jedi Mk 6			
IDEAL LAP TIME : 1:31.147		BEST LAP TIME : 1:31.310		DIFFERENCE : 0.163			
LAP	SECTOR 1	SECTOR 2	SECTOR 3	LAP TIME	MPH	DIFF	TIME OF DAY
1 -	OUTLAP	45.832	23.878	1:47.738	81.30	16.428	11:12:48.137
2 -	30.430	41.737	22.341	1:34.508	92.68	3.198	11:14:22.645
3 -	30.903	40.469	22.171	1:33.543	93.64	2.233	11:15:56.188
4 -	28.892	40.324	22.313	1:31.529 (2)	95.70	0.219	11:17:27.717
5 -	29.013	40.244	22.773	1:32.030 (3)	95.18	0.720	11:18:59.747
6 -	39.304	1:00.713	32.521	2:12.538	66.09	41.228	11:21:12.285
7 -	42.048	1:10.457	24.200	2:16.705	64.07	45.395	11:23:28.990
8 -	29.015	45.504	22.811	1:37.330	90.00	6.020	11:25:06.320
9 -	28.942	40.357	22.011	1:31.310 (1)	95.93		11:26:37.630

Weather / Track : Sunny / Dry

Brands Hatch GP
 Circuit Length = 2.4332 miles
 Start: 11:10 Flag 11:25 End: 11:27

Monoposto Championship - 1000, 1800, 1600

QUALIFYING - RACE 7 - SECTOR ANALYSIS



SECTOR 1 = FL to I1, SECTOR 2 = I1 to I2, SECTOR 3 = I2 to FL, DIFF = Difference To Personal Best Lap, P = Crossed Finish Line in Pit Lane, D = Time Disallowed

P5 101 M1000 Max HART				Leastone 1000			
IDEAL LAP TIME : 1:31.359		BEST LAP TIME : 1:31.600		DIFFERENCE : 0.241			
LAP	SECTOR 1	SECTOR 2	SECTOR 3	LAP TIME	MPH	DIFF	TIME OF DAY
1 -	OUTLAP	43.988	22.512	1:39.080	88.41	7.480	11:11:56.029
2 -	28.663	44.864	22.311	1:35.838	91.40	4.238	11:13:31.867
3 -	28.462	41.900	22.105	1:32.467 (2)	94.73	0.867	11:15:04.334
4 -	29.167	43.708	22.092	1:34.967 (3)	92.24	3.367	11:16:39.301
5 -	29.036	41.853	IN PIT	2:15.397 P	64.69	43.797	11:18:54.698
6 -	OUTLAP	1:00.096	29.678	2:06.689	69.14	35.089	11:21:01.387
7 -	42.296	1:03.870	31.035	2:17.201	63.84	45.601	11:23:18.588
8 -	36.903	45.845	22.194	1:44.942	83.47	13.342	11:25:03.530
9 -	28.703	41.179	21.718	1:31.600 (1)	95.63		11:26:35.130

P6 78 M1000 Myles CASTALDINI				Van Diemen RF94			
IDEAL LAP TIME : 1:32.498		BEST LAP TIME : 1:32.498		DIFFERENCE : 0.000			
LAP	SECTOR 1	SECTOR 2	SECTOR 3	LAP TIME	MPH	DIFF	TIME OF DAY
1 -	OUTLAP	46.138	IN PIT	2:34.938 P	56.53	1:02.440	11:13:10.702
2 -	OUTLAP	44.681	23.532	1:45.418	83.09	12.920	11:14:56.120
3 -	30.015	44.706	22.692	1:37.413 (2)	89.92	4.915	11:16:33.533
4 -	29.405	40.899	22.194	1:32.498 (1)	94.70		11:18:06.031

P7 98 M1000 Dominc SHEPHERD				JKS			
IDEAL LAP TIME : 1:31.603		BEST LAP TIME : 1:32.561		DIFFERENCE : 0.958			
LAP	SECTOR 1	SECTOR 2	SECTOR 3	LAP TIME	MPH	DIFF	TIME OF DAY
1 -	OUTLAP	43.505	22.878	1:44.059	84.18	11.498	11:12:52.924
2 -	29.942	41.662	22.094	1:33.698 (2)	93.49	1.137	11:14:26.622
3 -	30.122	40.598	21.841	1:32.561 (1)	94.63		11:15:59.183
4 -	29.343	43.021	21.706	1:34.070 (3)	93.12	1.509	11:17:33.253
5 -	29.318	40.579	29.815	1:39.712	87.85	7.151	11:19:12.965
6 -	43.954	58.993	32.696	2:15.643	64.58	43.082	11:21:28.608
7 -	41.417	59.540	22.378	2:03.335	71.02	30.774	11:23:31.943
8 -	29.970	45.331	24.758	1:40.059	87.54	7.498	11:25:12.002

P8 471 M1000 Dan LEVY				Jedi MK6			
IDEAL LAP TIME : 1:32.028		BEST LAP TIME : 1:33.873		DIFFERENCE : 1.845			
LAP	SECTOR 1	SECTOR 2	SECTOR 3	LAP TIME	MPH	DIFF	TIME OF DAY
1 -	OUTLAP	45.937	23.655	1:47.139	81.76	13.266	11:12:49.527
2 -	30.098	42.181	22.382	1:34.661 (3)	92.53	0.788	11:14:24.188
3 -	30.963	41.083	21.827	1:33.873 (1)	93.31		11:15:58.061
4 -	29.887	44.489	21.787	1:36.163	91.09	2.290	11:17:34.224
5 -	29.568	40.986	28.755	1:39.309	88.20	5.436	11:19:13.533
6 -	44.010	59.356	32.545	2:15.911	64.45	42.038	11:21:29.444
7 -	41.175	59.602	22.516	2:03.293	71.04	29.420	11:23:32.737
8 -	29.625	43.622	24.409	1:37.656	89.70	3.783	11:25:10.393
9 -	29.255	41.768	23.359	1:34.382 (2)	92.81	0.509	11:26:44.775

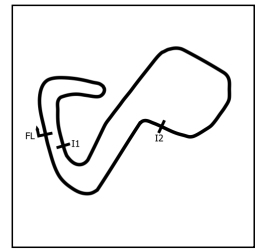
P9 83 M1000 Dave WHEAL				Jedi Mk 4			
IDEAL LAP TIME : 1:36.767		BEST LAP TIME : 1:36.767		DIFFERENCE : 0.000			
LAP	SECTOR 1	SECTOR 2	SECTOR 3	LAP TIME	MPH	DIFF	TIME OF DAY
1 -	OUTLAP	49.464	IN PIT	2:35.065 P	56.49	58.298	11:13:09.889
2 -	OUTLAP	47.242	24.175	1:49.614	79.91	12.847	11:14:59.503
3 -	31.412	49.255	25.098	1:45.765	82.82	8.998	11:16:45.268
4 -	31.453	44.156	23.847	1:39.456 (2)	88.07	2.689	11:18:24.724
5 -	32.072	1:12.712	39.275	2:24.059	60.80	47.292	11:20:48.783
6 -	43.713	1:03.656	28.676	2:16.045	64.38	39.278	11:23:04.828
7 -	33.457	44.599	23.981	1:42.037 (3)	85.84	5.270	11:24:46.865
8 -	30.405	43.476	22.886	1:36.767 (1)	90.52		11:26:23.632

Weather / Track : Sunny / Dry

Brands Hatch GP
Circuit Length = 2.4332 miles
Start: 11:10 Flag 11:25 End: 11:27

Monoposto Championship - 1000, 1800, 1600

QUALIFYING - RACE 7 - SECTOR ANALYSIS



SECTOR 1 = FL to I1, SECTOR 2 = I1 to I2, SECTOR 3 = I2 to FL, DIFF = Difference To Personal Best Lap, P = Crossed Finish Line in Pit Lane, D = Time Disallowed

P10 18 M1000 James WAITE				JKS Mk2			
IDEAL LAP TIME : 1:36.557		BEST LAP TIME : 1:37.157		DIFFERENCE : 0.600			
LAP	SECTOR 1	SECTOR 2	SECTOR 3	LAP TIME	MPH	DIFF	TIME OF DAY
1 -	OUTLAP	47.527	24.434	1:50.760	79.08	13.603	11:13:35.369
2 -	32.924	44.085	24.833	1:41.842 (2)	86.01	4.685	11:15:17.211
3 -	31.047	42.250	23.860	1:37.157 (1)	90.16		11:16:54.368

P11 48 M1000 Morgan MCCOURT				Leastone 1000			
IDEAL LAP TIME : 1:36.897		BEST LAP TIME : 1:38.262		DIFFERENCE : 1.365			
LAP	SECTOR 1	SECTOR 2	SECTOR 3	LAP TIME	MPH	DIFF	TIME OF DAY
1 -	OUTLAP	46.811	24.220	1:47.610	81.40	9.348	11:12:08.771
2 -	31.480	45.418	23.818	1:40.716	86.97	2.454	11:13:49.487
3 -	30.647	44.516	23.099	1:38.262 (1)	89.14		11:15:27.749
4 -	30.512	44.375	23.472	1:38.359 (3)	89.05	0.097	11:17:06.108
5 -	31.310	43.286	23.751	1:38.347 (2)	89.07	0.085	11:18:44.455
6 -	43.833	1:00.753	30.369	2:14.955	64.90	36.693	11:20:59.410
7 -	42.432	1:02.295	27.663	2:12.390	66.16	34.128	11:23:11.800
8 -	32.413	44.161	23.498	1:40.072	87.53	1.810	11:24:51.872
9 -	31.505	43.637	23.377	1:38.519	88.91	0.257	11:26:30.391

P12 12 1800 Phil DAVIS				Van Diemen RF98			
IDEAL LAP TIME : 1:38.722		BEST LAP TIME : 1:39.210		DIFFERENCE : 0.488			
LAP	SECTOR 1	SECTOR 2	SECTOR 3	LAP TIME	MPH	DIFF	TIME OF DAY
1 -	OUTLAP	48.092	24.951	1:50.611	79.19	11.401	11:12:05.767
2 -	31.450	47.561	23.973	1:42.984	85.06	3.774	11:13:48.751
3 -	30.942	46.203	25.626	1:42.771	85.23	3.561	11:15:31.522
4 -	30.992	44.952	24.294	1:40.238 (3)	87.39	1.028	11:17:11.760
5 -	31.166	44.432	23.612	1:39.210 (1)	88.29		11:18:50.970
6 -	38.406	1:00.655	30.069	2:09.130	67.83	29.920	11:21:00.100
7 -	42.486	1:02.142	28.419	2:13.047	65.84	33.837	11:23:13.147
8 -	32.666	45.353	23.732	1:41.751	86.09	2.541	11:24:54.898
9 -	30.678	44.840	23.965	1:39.483 (2)	88.05	0.273	11:26:34.381

P13 117 1800 Chris LORD				Van Diemen RF82			
IDEAL LAP TIME : 1:39.653		BEST LAP TIME : 1:39.663		DIFFERENCE : 0.010			
LAP	SECTOR 1	SECTOR 2	SECTOR 3	LAP TIME	MPH	DIFF	TIME OF DAY
1 -	OUTLAP	46.554	24.767	1:48.946	80.40	9.283	11:12:58.662
2 -	31.667	1:12.004	24.759	2:08.430	68.20	28.767	11:15:07.092
3 -	31.398	45.215	24.119	1:40.732 (3)	86.96	1.069	11:16:47.824
4 -	31.342	44.865	23.798	1:40.005 (2)	87.59	0.342	11:18:27.829
5 -	33.765	1:10.444	38.268	2:22.477	61.48	42.814	11:20:50.306
6 -	43.195	1:03.457	28.353	2:15.005	64.88	35.342	11:23:05.311
7 -	32.586	45.970	24.559	1:43.115	84.95	3.452	11:24:48.426
8 -	31.141	44.714	23.808	1:39.663 (1)	87.89		11:26:28.089

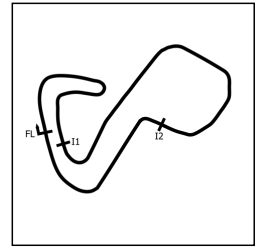
P14 161 1800 Julian HOSKINS				Vector TF93Z			
IDEAL LAP TIME : 1:40.878		BEST LAP TIME : 1:41.100		DIFFERENCE : 0.222			
LAP	SECTOR 1	SECTOR 2	SECTOR 3	LAP TIME	MPH	DIFF	TIME OF DAY
1 -	OUTLAP	49.004	25.146	1:51.452	78.59	10.352	11:12:30.207
2 -	32.813	46.542	24.417	1:43.772	84.41	2.672	11:14:13.979
3 -	31.931	45.991	24.483	1:42.405 (3)	85.54	1.305	11:15:56.384
4 -	31.661	46.496	24.290	1:42.447	85.50	1.347	11:17:38.831
5 -	31.417	45.498	24.185	1:41.100 (1)	86.64		11:19:19.931
6 -	38.871	59.180	32.372	2:10.423	67.16	29.323	11:21:30.354
7 -	41.354	1:00.543	28.154	2:10.051	67.35	28.951	11:23:40.405
8 -	31.195	45.827	24.708	1:41.730 (2)	86.10	0.630	11:25:22.135

Weather / Track : Sunny / Dry

Brands Hatch GP
Circuit Length = 2.4332 miles
Start: 11:10 Flag 11:25 End: 11:27

Monoposto Championship - 1000, 1800, 1600

QUALIFYING - RACE 7 - SECTOR ANALYSIS



SECTOR 1 = FL to I1, SECTOR 2 = I1 to I2, SECTOR 3 = I2 to FL, DIFF = Difference To Personal Best Lap, P = Crossed Finish Line in Pit Lane, D = Time Disallowed

P15		7 1600		Geoff FERN		Van Diemen RF89	
IDEAL LAP TIME : 1:42.228		BEST LAP TIME : 1:42.520		DIFFERENCE : 0.292			
LAP	SECTOR 1	SECTOR 2	SECTOR 3	LAP TIME	MPH	DIFF	TIME OF DAY
1 -	OUTLAP	49.106	25.912	1:53.153	77.41	10.633	11:12:39.720
2 -	32.864	47.186	24.852	1:44.902 (3)	83.50	2.382	11:14:24.622
3 -	32.643	46.611	24.421	1:43.675 (2)	84.49	1.155	11:16:08.297
4 -	31.832	45.975	24.713	1:42.520 (1)	85.44		11:17:50.817
5 -	32.248	49.773	46.175	2:08.196	68.33	25.676	11:19:59.013
6 -	56.494	1:16.484	42.328	2:55.306	49.96	1:12.786	11:22:54.319
7 -	46.056	46.731	24.751	1:57.538	74.52	15.018	11:24:51.857
8 -	32.935	47.790	24.519	1:45.244	83.23	2.724	11:26:37.101

P16		111 1800		Jeff WILLIAMS		Van Diemen RF82	
IDEAL LAP TIME : 1:43.595		BEST LAP TIME : 1:44.094		DIFFERENCE : 0.499			
LAP	SECTOR 1	SECTOR 2	SECTOR 3	LAP TIME	MPH	DIFF	TIME OF DAY
1 -	OUTLAP	51.304	26.126	1:57.879	74.31	13.785	11:13:09.067
2 -	33.369	48.720	25.502	1:47.591	81.41	3.497	11:14:56.658
3 -	32.608	50.399	26.293	1:49.300	80.14	5.206	11:16:45.958
4 -	32.419	47.412	25.099	1:44.930 (2)	83.48	0.836	11:18:30.888
5 -	33.749	1:08.532	38.001	2:20.282	62.44	36.188	11:20:51.170
6 -	43.307	1:03.000	28.175	2:14.482	65.13	30.388	11:23:05.652
7 -	33.931	46.642	24.571	1:45.144 (3)	83.31	1.050	11:24:50.796
8 -	32.670	46.605	24.819	1:44.094 (1)	84.15		11:26:34.890

P17		81 1800		Douglas MCLAY		Mygale SJ10 Duratec	
IDEAL LAP TIME : 1:46.004		BEST LAP TIME : 1:46.587		DIFFERENCE : 0.583			
LAP	SECTOR 1	SECTOR 2	SECTOR 3	LAP TIME	MPH	DIFF	TIME OF DAY
1 -	OUTLAP	55.207	26.942	2:06.439	69.28	19.852	11:13:01.199
2 -	35.406	49.780	25.239	1:50.425 (3)	79.32	3.838	11:14:51.624
3 -	33.171	49.564	25.251	1:47.986 (2)	81.12	1.399	11:16:39.610
4 -	33.267	47.594	25.726	1:46.587 (1)	82.18		11:18:26.197
5 -	34.151	1:10.519	IN PIT	5:03.079 P	28.90	3:16.492	11:23:29.276
6 -	OUTLAP	48.745	25.626	1:54.320	76.62	7.733	11:25:23.596

P18		47 1800		David JONES		Van Diemen RF82	
IDEAL LAP TIME : 1:47.591		BEST LAP TIME : 1:47.591		DIFFERENCE : 0.000			
LAP	SECTOR 1	SECTOR 2	SECTOR 3	LAP TIME	MPH	DIFF	TIME OF DAY
1 -	OUTLAP	55.140	28.933	2:05.199	69.96	17.608	11:12:53.660
2 -	36.795	54.989	27.136	1:58.920	73.66	11.329	11:14:52.580
3 -	34.927	52.042	26.572	1:53.541	77.15	5.950	11:16:46.121
4 -	34.477	48.904	26.473	1:49.854 (2)	79.74	2.263	11:18:35.975
5 -	43.574	1:02.733	33.364	2:19.671	62.71	32.080	11:20:55.646
6 -	41.057	1:02.121	29.162	2:12.340	66.19	24.749	11:23:07.986
7 -	35.783	49.703	26.174	1:51.660 (3)	78.45	4.069	11:24:59.646
8 -	33.899	47.703	25.989	1:47.591 (1)	81.41		11:26:47.237

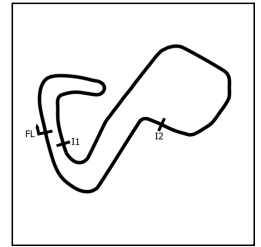
P19		30 M1000		Andrew CARTMELL		Revelation 1000	
IDEAL LAP TIME : 2:00.798		BEST LAP TIME : 2:00.798		DIFFERENCE : 0.000			
LAP	SECTOR 1	SECTOR 2	SECTOR 3	LAP TIME	MPH	DIFF	TIME OF DAY
1 -	OUTLAP	1:18.284	IN PIT	7:41.773 P	18.97	5:40.975	11:18:25.965
2 -	OUTLAP	1:04.459	31.404	2:31.422	57.85	30.624	11:20:57.387
3 -	41.253	1:02.283	30.280	2:13.816 (2)	65.46	13.018	11:23:11.203
4 -	38.153	54.165	28.480	2:00.798 (1)	72.51		11:25:12.001

Weather / Track : Sunny / Dry

Brands Hatch GP
Circuit Length = 2.4332 miles
Start: 11:10 Flag 11:25 End: 11:27

Monoposto Championship - 1000, 1800, 1600

QUALIFYING - RACE 7 - SECTOR ANALYSIS



SECTOR 1 = FL to I1, SECTOR 2 = I1 to I2, SECTOR 3 = I2 to FL, DIFF = Difference To Personal Best Lap, P = Crossed Finish Line in Pit Lane, D = Time Disallowed

P20 17 1800 Paul LOVETT		Osella FAF					
IDEAL LAP TIME : 2:07.213		BEST LAP TIME : 2:07.428		DIFFERENCE : 0.215			
LAP	SECTOR 1	SECTOR 2	SECTOR 3	LAP TIME	MPH	DIFF	TIME OF DAY
1 -	OUTLAP	1:02.316	32.663	2:19.850	62.63	12.422	11:13:33.234
2 -	39.669	58.756	30.770	2:09.195 (2)	67.80	1.767	11:15:42.429
3 -	39.517	58.067	29.844	2:07.428 (1)	68.74		11:17:49.857
4 -	39.565	1:06.489	35.260	2:21.314	61.98	13.886	11:20:11.171
5 -	47.669	1:14.481	42.009	2:44.159	53.36	36.731	11:22:55.330
6 -	48.498	57.852	30.830	2:17.180 (3)	63.85	9.752	11:25:12.510

P21 11 1800 Jill LOVETT		Swift SC99Z					
IDEAL LAP TIME : 2:34.818		BEST LAP TIME : 2:37.120		DIFFERENCE : 2.302			
LAP	SECTOR 1	SECTOR 2	SECTOR 3	LAP TIME	MPH	DIFF	TIME OF DAY
1 -	OUTLAP	1:16.791	41.770	2:59.277	48.86	22.157	11:14:17.408
2 -	53.638	1:17.771	38.202	2:49.611 (2)	51.64	12.491	11:17:07.019
3 -	51.014	1:13.338	46.835	2:51.187 (3)	51.17	14.067	11:19:58.206
4 -	56.354	1:16.322	42.383	2:55.059	50.03	17.939	11:22:53.265
5 -	53.316	1:07.859	35.945	2:37.120 (1)	55.75		11:25:30.385

Monoposto Championship - 1000, 1800, 1600

QUALIFYING - RACE 7 - BEST SECTORS

SECTOR 1			SECTOR 2			SECTOR 3			IDEAL / BEST COMPARISON						
POS	NO	NAME	TIME	NO	NAME	TIME	NO	NAME	TIME	POS	NO	NAME	IDEAL	BEST	DIFF
													PERFECT LAP	1:27.458	
1	51	WATTON	27.394	51	WATTON	39.195	80	GORE	20.869	1	51	WATTON	1:27.491	1:27.645	0.154
2	80	GORE	27.704	80	GORE	39.354	51	WATTON	20.902	2	80	GORE	1:27.927	1:28.036	0.109
3	101	HART	28.462	29	WARD	40.234	29	WARD	21.682	3	29	WARD	1:30.435	1:30.435	0.000
4	29	WARD	28.519	39	HURRAN	40.244	98	SHEPHERD	21.706	4	39	HURRAN	1:31.147	1:31.310	0.163
5	39	HURRAN	28.892	98	SHEPHERD	40.579	101	HART	21.718	5	101	HART	1:31.359	1:31.600	0.241
6	471	LEVY	29.255	78	CASTALDINI	40.899	471	LEVY	21.787	6	98	SHEPHERD	1:31.603	1:32.561	0.958
7	98	SHEPHERD	29.318	471	LEVY	40.986	39	HURRAN	22.011	7	471	LEVY	1:32.028	1:33.873	1.845
8	78	CASTALDINI	29.405	101	HART	41.179	78	CASTALDINI	22.194	8	78	CASTALDINI	1:32.498	1:32.498	0.000
9	83	WHEAL	30.405	18	WAITE	42.250	83	WHEAL	22.886	9	18	WAITE	1:36.557	1:37.157	0.600
10	18	WAITE	30.447	48	MCCOURT	43.286	48	MCCOURT	23.099	10	83	WHEAL	1:36.767	1:36.767	0.000
11	48	MCCOURT	30.512	83	WHEAL	43.476	12	DAVIS	23.612	11	48	MCCOURT	1:36.897	1:38.262	1.365
12	12	DAVIS	30.678	12	DAVIS	44.432	117	LORD	23.798	12	12	DAVIS	1:38.722	1:39.210	0.488
13	117	LORD	31.141	117	LORD	44.714	18	WAITE	23.860	13	117	LORD	1:39.653	1:39.663	0.010
14	161	HOSKINS	31.195	161	HOSKINS	45.498	161	HOSKINS	24.185	14	161	HOSKINS	1:40.878	1:41.100	0.222
15	7	FERN	31.832	7	FERN	45.975	7	FERN	24.421	15	7	FERN	1:42.228	1:42.520	0.292
16	111	WILLIAMS	32.419	111	WILLIAMS	46.605	111	WILLIAMS	24.571	16	111	WILLIAMS	1:43.595	1:44.094	0.499
17	81	MCLAY	33.171	81	MCLAY	47.594	81	MCLAY	25.239	17	81	MCLAY	1:46.004	1:46.587	0.583
18	47	JONES	33.899	47	JONES	47.703	47	JONES	25.989	18	47	JONES	1:47.591	1:47.591	0.000
19	30	CARTMELL	38.153	30	CARTMELL	54.165	30	CARTMELL	28.480	19	30	CARTMELL	2:00.798	2:00.798	0.000
20	17	LOVETT	39.517	17	LOVETT	57.852	17	LOVETT	29.844	20	17	LOVETT	2:07.213	2:07.428	0.215
21	11	LOVETT	51.014	11	LOVETT	1:07.859	11	LOVETT	35.945	21	11	LOVETT	2:34.818	2:37.120	2.302

Weather / Track : Sunny / Dry

Results can be found at www.tsl-timing.com

Brands Hatch GP

Circuit Length = 2.4332 miles

Start: 11:10 Flag 11:25 End: 11:27

Printed - 11:28 Saturday, 31 August 2019

Monoposto Championship - 1000, 1800, 1600

QUALIFYING - RACE 7 - STATISTICS

Competitors Started 21
Planned Start 2019-08-31 @ 11:25:00.000
Actual Start 2019-08-31 @ 11:10:10.161
Finish Time 2019-08-31 @ 11:25:10.578
Track Length 2.4332mi.
Total Laps 155
Total Distance Covered 377.1598mi.

Session Fastest Lap History

NO	CL	NAME	LAP TIME	TIME OF DAY	LAP	VEHICLE
101	M1000	Max HART	1:35.838	11:13:31.879	2	Leastone 1000
51	M1000	Michael WATTON	1:31.006	11:13:47.541	2	Jedi Mk 6
51	M1000	Michael WATTON	1:28.907	11:15:16.448	3	Jedi Mk 6
51	M1000	Michael WATTON	1:27.645	11:26:08.401	8	Jedi Mk 6

Flag History

TYPE	TIME OF DAY
GREEN	11:10:10.161
SAFETY	11:18:39.978
GREEN	11:23:02.354
FINISH	11:25:10.578

Flag Statistics

TYPE	COUNT	TOTAL LAPS	TOTAL TIME
Green	2	8	12:32.538
Red	0	0	0.000
Safety Car	1	1	4:22.376
FCY	0	0	0.000

Weather / Track : Sunny / Dry

These results are provisional until the conclusion of any judicial and technical matters.

Brands Hatch GP

Circuit Length = 2.4332 miles

Start: 11:10 Flag 11:25 End: 11:27

Clerk Of Course :

Timekeeper :

Monoposto Championship - 1000, 1800, 1600

QUALIFYING - RACE 7 - STATISTICS

CLASS : M1000

12 Starters

Fastest Lap History

NO	NAME	LAP TIME	TIME OF DAY	LAP	VEHICLE
101	Max HART	1:35.838	11:13:31.879	2	Leystone 1000
51	Michael WATTON	1:31.006	11:13:47.541	2	Jedi Mk 6
51	Michael WATTON	1:28.907	11:15:16.448	3	Jedi Mk 6
51	Michael WATTON	1:27.645	11:26:08.401	8	Jedi Mk 6

Weather / Track : Sunny / Dry

These results are provisional until the conclusion of any judicial and technical matters.

Brands Hatch GP

Circuit Length = 2.4332 miles

Start: 11:10 Flag 11:25 End: 11:27

Clerk Of Course :

Timekeeper :

Monoposto Championship - 1000, 1800, 1600

QUALIFYING - RACE 7 - STATISTICS

CLASS : 1800

8 Starters

Fastest Lap History

NO	NAME	LAP TIME	TIME OF DAY	LAP	VEHICLE
12	Phil DAVIS	1:42.984	11:13:48.776	2	Van Diemen RF98
12	Phil DAVIS	1:42.771	11:15:31.547	3	Van Diemen RF98
161	Julian HOSKINS	1:42.405	11:15:56.389	3	Vector TF93Z
117	Chris LORD	1:40.732	11:16:47.840	3	Van Diemen RF82
12	Phil DAVIS	1:40.238	11:17:11.784	4	Van Diemen RF98
117	Chris LORD	1:40.005	11:18:27.845	4	Van Diemen RF82
12	Phil DAVIS	1:39.210	11:18:50.994	5	Van Diemen RF98

Weather / Track : Sunny / Dry

These results are provisional until the conclusion of any judicial and technical matters.

Brands Hatch GP

Circuit Length = 2.4332 miles

Start: 11:10 Flag 11:25 End: 11:27

Clerk Of Course :

Timekeeper :

Monoposto Championship - 1000, 1800, 1600

QUALIFYING - RACE 7 - STATISTICS

CLASS : 1600

1 Starters

Fastest Lap History

NO	NAME	LAP TIME	TIME OF DAY	LAP	VEHICLE
7	Geoff FERN	1:44.902	11:14:24.622	2	Van Diemen RF89
7	Geoff FERN	1:43.675	11:16:08.297	3	Van Diemen RF89
7	Geoff FERN	1:42.520	11:17:50.819	4	Van Diemen RF89

Weather / Track : Sunny / Dry

These results are provisional until the conclusion of any judicial and technical matters.

Brands Hatch GP

Circuit Length = 2.4332 miles

Start: 11:10 Flag 11:25 End: 11:27


Clerk Of Course :

Timekeeper :

Monoposto Championship - 1000, 1800, 1600

RACE 7 - GRID - AMENDED (15 minutes)

ROW 11	21	11	Jill LOVETT <i>Plus 10 second delay</i>	2:07.428	20	17	Paul LOVETT
ROW 10	19	30	Andrew CARTMELL 2:00.798	1:47.591	18	47	David JONES
ROW 9	17	81	Douglas MCLAY 1:46.587	1:44.094	16	111	Jeff WILLIAMS
ROW 8	15	7	Geoff FERN 1:42.520	1:41.100	14	161	Julian HOSKINS
ROW 7	13	117	Chris LORD 1:39.663	1:39.210	12	12	Phil DAVIS
ROW 6	11	48	Morgan MCCOURT 1:38.262	1:37.157	10	18	James WAITE
ROW 5	9	83	Dave WHEAL 1:36.767	1:33.873	8	471	Dan LEVY
ROW 4	7	98	Dominc SHEPHERD 1:32.561	1:32.498	6	78	Myles CASTALDINI
ROW 3	5	101	Max HART 1:31.600	1:31.310	4	39	Craig HURRAN
ROW 2	3	29	Dax WARD 1:30.435	1:28.036	2	80	Dan GORE
ROW 1	1	51	Mchael WATTON 1:27.645 Pole				



Brands Hatch GP
Circuit Length = 2.4332 miles

These results are provisional until the conclusion of any judicial and technical matters.

Clerk Of Course :	Steward :	Timekeeper :

Monoposto Championship - 1000, 1800, 1600

RACE 7 - CLASSIFICATION

POS	NO	CL	PIC NAME	ENTRY	LAPS	TIME	GAP	DIFF	MPH	BEST	ON
1	51	M1000	1 Mchael WATTON	Jedi Mk 6	11	16:16.909			98.63	1:27.532	9
2	80	M1000	2 Dan GORE	Jedi MK 6	11	16:30.863	13.954	13.954	97.24	1:27.710	3
3	29	M1000	3 Dax WARD	Jedi Mk 6	11	16:53.738	36.829	22.875	95.05	1:30.506	2
4	98	M1000	4 Dominc SHEPHERD	JKS	11	17:07.303	50.394	13.565	93.79	1:31.364	3
5	83	M1000	5 Dave WHEAL	Jedi Mk 4	11	17:53.576	1:36.667	46.273	89.75	1:35.082	5
6	18	M1000	6 James WAITE	JKS Mk2	10	16:38.305	1 Lap	1 Lap	87.74	1:35.188	8
7	12	1800	1 Phil DAVIS	Van Diemen RF98	10	16:46.138	1 Lap	7.833	87.06	1:38.728	8
8	117	1800	2 Chris LORD	Van Diemen RF82	10	16:51.527	1 Lap	5.389	86.60	1:39.799	4
9	161	1800	3 Julian HOSKINS	Vector TF93Z	10	16:51.864	1 Lap	0.337	86.57	1:38.945	9
10	111	1800	4 Jeff WILLIAMS	Van Diemen RF82	10	17:21.138	1 Lap	29.274	84.13	1:41.643	5
11	7	1600	1 Geoff FERN	Van Diemen RF89	10	17:28.663	1 Lap	7.525	83.53	1:42.107	6
12	30	M1000	7 Andrew CARTMELL	Revelation 1000	10	17:38.895	1 Lap	10.232	82.72	1:42.130	10
13	81	1800	5 Douglas MCLAY	Mygale SJ10 Duratec	10	17:59.505	1 Lap	20.610	81.14	1:45.931	10
14	47	1800	6 David JONES	Van Diemen RF82	9	16:41.077	2 Laps	1 Lap	78.75	1:49.013	8
15	17	1800	7 Paul LOVETT	Osella FAF	8	16:51.122	3 Laps	1 Lap	69.30	2:02.269	7

NOT CLASSIFIED

DNF	39	M1000	Craig HURRAN	Jedi Mk 6	8	12:18.919	3 Laps		94.83	1:30.816	2
NC	11	1800	Jill LOVETT	Swift SC99Z	7	17:11.000	4 Laps	1 Lap	59.47	2:22.688	3
DNF	48	M1000	Morgan MCCOURT	Leystone 1000	5	8:26.299	6 Laps	2 Laps	86.50	1:37.295	4
DNF	101	M1000	Max HART	Leystone 1000	0						
DNF	78	M1000	Myles CASTALDINI	Van Diemen RF94	0						

FASTEST LAP

51	M1000	Mchael WATTON	Jedi Mk 6	9	1:27.532	100.07 mph	161.05 kph
12	1800	Phil DAVIS	Van Diemen RF98	8	1:38.728	88.72 mph	142.79 kph
7	1600	Geoff FERN	Van Diemen RF89	6	1:42.107	85.79 mph	138.06 kph

Weather / Track : Cloudy / Dry

These results are provisional until the conclusion of any judicial and technical matters.

Brands Hatch GP

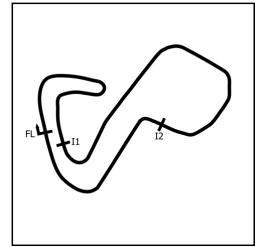
Circuit Length = 2.4332 miles

Start: 16:21 Flag 16:38 End: 16:40

Clerk Of Course :	Steward :	Timekeeper :
-------------------	-----------	--------------

Monoposto Championship - 1000, 1800, 1600

RACE 7 - SECTOR ANALYSIS



SECTOR 1 = FL to I1, SECTOR 2 = I1 to I2, SECTOR 3 = I2 to FL, DIFF = Difference To Personal Best Lap, P = Crossed Finish Line in Pit Lane, D = Time Disallowed

P1 51 M1000 Michael WATTON		Jedi Mk 6					
IDEAL LAP TIME : 1:27.106		BEST LAP TIME : 1:27.532		DIFFERENCE : 0.426			
LAP	SECTOR 1	SECTOR 2	SECTOR 3	LAP TIME	MPH	DIFF	TIME OF DAY
1 -			20.906	1:34.206	92.98	6.674	16:23:28.982
2 -	27.618	39.335	20.993	1:27.946 (3)	99.60	0.414	16:24:56.928
3 -	27.850	39.101	20.825	1:27.776 (2)	99.79	0.244	16:26:24.704
4 -	27.996	38.961	20.995	1:27.952	99.59	0.420	16:27:52.656
5 -	27.504	38.777	21.734	1:28.015	99.52	0.483	16:29:20.671
6 -	27.685	39.446	21.033	1:28.164	99.35	0.632	16:30:48.835
7 -	27.704	39.764	20.887	1:28.355	99.14	0.823	16:32:17.190
8 -	27.766	39.401	21.266	1:28.433	99.05	0.901	16:33:45.623
9 -	27.669	38.965	20.898	1:27.532 (1)	100.07		16:35:13.155
10 -	27.748	39.355	21.344	1:28.447	99.04	0.915	16:36:41.602
11 -	28.029	39.543	22.511	1:30.083	97.24	2.551	16:38:11.685

P2 80 M1000 Dan GORE		Jedi MK 6					
IDEAL LAP TIME : 1:27.467		BEST LAP TIME : 1:27.710		DIFFERENCE : 0.243			
LAP	SECTOR 1	SECTOR 2	SECTOR 3	LAP TIME	MPH	DIFF	TIME OF DAY
1 -			20.895	1:34.570	92.62	6.860	16:23:29.346
2 -	27.996	39.166	21.122	1:28.284 (3)	99.22	0.574	16:24:57.630
3 -	28.128	38.729	20.853	1:27.710 (1)	99.87		16:26:25.340
4 -	28.251	38.983	20.845	1:28.079 (2)	99.45	0.369	16:27:53.419
5 -	27.893	39.277	21.341	1:28.511	98.96	0.801	16:29:21.930
6 -	27.920	41.339	21.450	1:30.709	96.57	2.999	16:30:52.639
7 -	28.145	40.565	21.698	1:30.408	96.89	2.698	16:32:23.047
8 -	27.912	41.221	21.503	1:30.636	96.64	2.926	16:33:53.683
9 -	27.934	41.289	21.726	1:30.949	96.31	3.239	16:35:24.632
10 -	28.005	40.084	21.511	1:29.600	97.76	1.890	16:36:54.232
11 -	28.808	41.397	21.202	1:31.407	95.83	3.697	16:38:25.639

P3 29 M1000 Dax WARD		Jedi Mk 6					
IDEAL LAP TIME : 1:29.996		BEST LAP TIME : 1:30.506		DIFFERENCE : 0.510			
LAP	SECTOR 1	SECTOR 2	SECTOR 3	LAP TIME	MPH	DIFF	TIME OF DAY
1 -			22.123	1:38.675	88.77	8.169	16:23:33.451
2 -	28.991	39.935	21.580	1:30.506 (1)	96.78		16:25:03.957
3 -	28.762	41.059	21.453	1:31.274	95.97	0.768	16:26:35.231
4 -	28.629	40.547	21.770	1:30.946 (2)	96.31	0.440	16:28:06.177
5 -	28.608	40.716	21.935	1:31.259	95.98	0.753	16:29:37.436
6 -	28.715	41.151	21.885	1:31.751	95.47	1.245	16:31:09.187
7 -	29.284	40.786	21.867	1:31.937	95.28	1.431	16:32:41.124
8 -	28.899	40.355	21.961	1:31.215 (3)	96.03	0.709	16:34:12.339
9 -	28.678	40.700	22.046	1:31.424	95.81	0.918	16:35:43.763
10 -	29.268	40.536	22.091	1:31.895	95.32	1.389	16:37:15.658
11 -	29.234	40.995	22.627	1:32.856	94.33	2.350	16:38:48.514

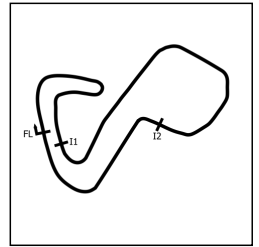
P4 98 M1000 Dominc SHEPHERD		JKS					
IDEAL LAP TIME : 1:31.033		BEST LAP TIME : 1:31.364		DIFFERENCE : 0.331			
LAP	SECTOR 1	SECTOR 2	SECTOR 3	LAP TIME	MPH	DIFF	TIME OF DAY
1 -			22.210	1:40.725	86.96	9.361	16:23:35.501
2 -	29.757	40.401	21.787	1:31.945	95.27	0.581	16:25:07.446
3 -	29.603	40.141	21.620	1:31.364 (1)	95.87		16:26:38.810
4 -	29.626	41.159	21.956	1:32.741	94.45	1.377	16:28:11.551
5 -	29.721	40.042	21.853	1:31.616 (2)	95.61	0.252	16:29:43.167
6 -	29.371	40.249	22.569	1:32.189	95.02	0.825	16:31:15.356
7 -	29.618	40.298	21.968	1:31.884 (3)	95.33	0.520	16:32:47.240
8 -	29.813	41.494	22.033	1:33.340	93.84	1.976	16:34:20.580
9 -	29.782	41.383	22.372	1:33.537	93.65	2.173	16:35:54.117
10 -	29.787	40.663	22.142	1:32.592	94.60	1.228	16:37:26.709
11 -	29.635	40.622	25.113	1:35.370	91.85	4.006	16:39:02.079

Weather / Track : Cloudy / Dry

Brands Hatch GP
Circuit Length = 2.4332 miles
Start: 16:21 Flag 16:38 End: 16:40

Monoposto Championship - 1000, 1800, 1600

RACE 7 - SECTOR ANALYSIS



SECTOR 1 = FL to I1, SECTOR 2 = I1 to I2, SECTOR 3 = I2 to FL, DIFF = Difference To Personal Best Lap, P = Crossed Finish Line in Pit Lane, D = Time Disallowed

P5 83 M1000 Dave WHEAL				Jedi Mk 4			
IDEAL LAP TIME : 1:34.573		BEST LAP TIME : 1:35.082		DIFFERENCE : 0.509			
LAP	SECTOR 1	SECTOR 2	SECTOR 3	LAP TIME	MPH	DIFF	TIME OF DAY
1 -			23.406	1:45.160	83.29	10.078	16:23:39.936
2 -	30.740	43.062	22.934	1:36.736	90.55	1.654	16:25:16.672
3 -	30.349	43.039	22.329	1:35.717	91.51	0.635	16:26:52.389
4 -	30.922	42.258	22.790	1:35.970	91.27	0.888	16:28:28.359
5 -	30.102	42.587	22.393	1:35.082 (1)	92.12		16:30:03.441
6 -	30.269	42.545	22.377	1:35.191 (3)	92.02	0.109	16:31:38.632
7 -	30.549	42.888	22.396	1:35.833	91.40	0.751	16:33:14.465
8 -	30.328	42.994	22.392	1:35.714	91.52	0.632	16:34:50.179
9 -	30.403	44.980	22.533	1:37.916	89.46	2.834	16:36:28.095
10 -	30.418	42.547	22.213	1:35.178 (2)	92.03	0.096	16:38:03.273
11 -	30.710	48.037	26.332	1:45.079	83.36	9.997	16:39:48.352

P6 18 M1000 James WAITE				JKS Mk2			
IDEAL LAP TIME : 1:35.014		BEST LAP TIME : 1:35.188		DIFFERENCE : 0.174			
LAP	SECTOR 1	SECTOR 2	SECTOR 3	LAP TIME	MPH	DIFF	TIME OF DAY
1 -		44.280	24.215	2:06.635	69.17	31.447	16:24:01.411
2 -	31.085	43.382	23.090	1:37.557	89.79	2.369	16:25:38.968
3 -	31.514	42.816	22.710	1:37.040	90.27	1.852	16:27:16.008
4 -	31.723	43.122	22.627	1:37.472	89.87	2.284	16:28:53.480
5 -	30.356	42.666	22.892	1:35.914 (2)	91.33	0.726	16:30:29.394
6 -	30.316	43.513	22.933	1:36.762	90.52	1.574	16:32:06.156
7 -	31.108	43.607	23.512	1:38.227	89.17	3.039	16:33:44.383
8 -	30.490	42.359	22.339	1:35.188 (1)	92.02		16:35:19.571
9 -	30.862	43.558	22.394	1:36.814	90.48	1.626	16:36:56.385
10 -	31.371	42.387	22.938	1:36.696 (3)	90.59	1.508	16:38:33.081

P7 12 1800 Phil DAVIS				Van Diemen RF98			
IDEAL LAP TIME : 1:38.314		BEST LAP TIME : 1:38.728		DIFFERENCE : 0.414			
LAP	SECTOR 1	SECTOR 2	SECTOR 3	LAP TIME	MPH	DIFF	TIME OF DAY
1 -			23.748	1:47.069	81.81	8.341	16:23:41.845
2 -	30.869	44.030	24.125	1:39.024 (2)	88.46	0.296	16:25:20.869
3 -	30.855	44.640	23.837	1:39.332 (3)	88.18	0.604	16:27:00.201
4 -	31.112	44.538	24.136	1:39.786	87.78	1.058	16:28:39.987
5 -	31.478	44.879	24.376	1:40.733	86.96	2.005	16:30:20.720
6 -	31.208	44.472	24.001	1:39.681	87.87	0.953	16:32:00.401
7 -	31.595	44.609	23.875	1:40.079	87.52	1.351	16:33:40.480
8 -	31.150	43.711	23.867	1:38.728 (1)	88.72		16:35:19.208
9 -	31.366	44.659	23.881	1:39.906	87.68	1.178	16:36:59.114
10 -	31.124	46.284	24.392	1:41.800	86.04	3.072	16:38:40.914

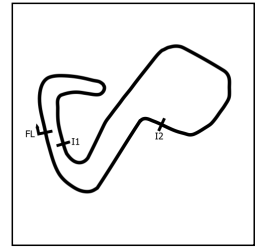
P8 117 1800 Chris LORD				Van Diemen RF82			
IDEAL LAP TIME : 1:39.197		BEST LAP TIME : 1:39.799		DIFFERENCE : 0.602			
LAP	SECTOR 1	SECTOR 2	SECTOR 3	LAP TIME	MPH	DIFF	TIME OF DAY
1 -			23.926	1:49.322	80.12	9.523	16:23:44.098
2 -	31.371	44.950	24.000	1:40.321	87.31	0.522	16:25:24.419
3 -	31.567	44.575	23.974	1:40.116	87.49	0.317	16:27:04.535
4 -	31.139	44.602	24.058	1:39.799 (1)	87.77		16:28:44.334
5 -	31.361	44.772	23.990	1:40.123	87.49	0.324	16:30:24.457
6 -	31.758	44.311	23.747	1:39.816 (2)	87.75	0.017	16:32:04.273
7 -	31.593	44.996	24.605	1:41.194	86.56	1.395	16:33:45.467
8 -	31.763	44.626	24.306	1:40.695	86.99	0.896	16:35:26.162
9 -	31.163	44.890	24.059	1:40.112	87.50	0.313	16:37:06.274
10 -	31.139	44.517	24.373	1:40.029 (3)	87.57	0.230	16:38:46.303

Weather / Track : Cloudy / Dry

Brands Hatch GP
Circuit Length = 2.4332 miles
Start: 16:21 Flag 16:38 End: 16:40

Monoposto Championship - 1000, 1800, 1600

RACE 7 - SECTOR ANALYSIS



SECTOR 1 = FL to I1, SECTOR 2 = I1 to I2, SECTOR 3 = I2 to FL, DIFF = Difference To Personal Best Lap, P = Crossed Finish Line in Pit Lane, D = Time Disallowed

P9 161 1800 Julian HOSKINS				Vector TF93Z			
IDEAL LAP TIME : 1:38.945		BEST LAP TIME : 1:38.945		DIFFERENCE : 0.000			
LAP	SECTOR 1	SECTOR 2	SECTOR 3	LAP TIME	MPH	DIFF	TIME OF DAY
1 -			24.387	1:50.615	79.19	11.670	16:23:45.391
2 -	31.428	45.272	24.125	1:40.825	86.88	1.880	16:25:26.216
3 -	31.330	45.474	24.355	1:41.159	86.59	2.214	16:27:07.375
4 -	31.518	44.784	24.062	1:40.364	87.28	1.419	16:28:47.739
5 -	31.174	44.519	24.291	1:39.984	87.61	1.039	16:30:27.723
6 -	30.967	45.074	24.154	1:40.195	87.42	1.250	16:32:07.918
7 -	31.740	44.801	24.359	1:40.900	86.81	1.955	16:33:48.818
8 -	30.955	44.947	23.791	1:39.693 (3)	87.86	0.748	16:35:28.511
9 -	30.872	44.329	23.744	1:38.945 (1)	88.53		16:37:07.456
10 -	30.917	44.483	23.784	1:39.184 (2)	88.31	0.239	16:38:46.640

P10 111 1800 Jeff WILLIAMS				Van Diemen RF82			
IDEAL LAP TIME : 1:41.294		BEST LAP TIME : 1:41.643		DIFFERENCE : 0.349			
LAP	SECTOR 1	SECTOR 2	SECTOR 3	LAP TIME	MPH	DIFF	TIME OF DAY
1 -			24.342	1:52.455	77.89	10.812	16:23:47.231
2 -	32.420	47.402	24.852	1:44.674	83.68	3.031	16:25:31.905
3 -	32.324	46.122	24.600	1:43.046	85.00	1.403	16:27:14.951
4 -	34.167	45.487	24.534	1:44.188	84.07	2.545	16:28:59.139
5 -	31.831	45.393	24.419	1:41.643 (1)	86.18		16:30:40.782
6 -	31.668	45.998	24.289	1:41.955 (2)	85.91	0.312	16:32:22.737
7 -	32.044	46.367	24.233	1:42.644 (3)	85.34	1.001	16:34:05.381
8 -	32.052	45.935	24.768	1:42.755	85.24	1.112	16:35:48.136
9 -	32.324	46.183	24.654	1:43.161	84.91	1.518	16:37:31.297
10 -	32.783	46.667	25.167	1:44.617	83.73	2.974	16:39:15.914

P11 7 1600 Geoff FERN				Van Diemen RF89			
IDEAL LAP TIME : 1:41.679		BEST LAP TIME : 1:42.107		DIFFERENCE : 0.428			
LAP	SECTOR 1	SECTOR 2	SECTOR 3	LAP TIME	MPH	DIFF	TIME OF DAY
1 -			24.795	1:52.303	78.00	10.196	16:23:47.079
2 -	32.359	48.541	24.915	1:45.815	82.78	3.708	16:25:32.894
3 -	32.352	46.165	24.461	1:42.978 (3)	85.06	0.871	16:27:15.872
4 -	33.576	46.042	24.391	1:44.009	84.22	1.902	16:28:59.881
5 -	32.138	45.871	24.181	1:42.190 (2)	85.72	0.083	16:30:42.071
6 -	31.627	45.947	24.533	1:42.107 (1)	85.79		16:32:24.178
7 -	34.794	46.652	26.080	1:47.526	81.46	5.419	16:34:11.704
8 -	33.374	47.122	24.746	1:45.242	83.23	3.135	16:35:56.946
9 -	32.293	46.271	24.595	1:43.159	84.91	1.052	16:37:40.105
10 -	32.219	46.512	24.603	1:43.334	84.77	1.227	16:39:23.439

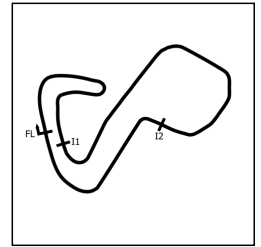
P12 30 M1000 Andrew CARTMELL				Revelation 1000			
IDEAL LAP TIME : 1:42.130		BEST LAP TIME : 1:42.130		DIFFERENCE : 0.000			
LAP	SECTOR 1	SECTOR 2	SECTOR 3	LAP TIME	MPH	DIFF	TIME OF DAY
1 -		48.417	25.692	1:59.136	73.52	17.006	16:23:53.912
2 -	33.159	48.186	25.322	1:46.667	82.12	4.537	16:25:40.579
3 -	33.017	47.237	25.063	1:45.317	83.17	3.187	16:27:25.896
4 -	33.399	47.676	24.860	1:45.935	82.69	3.805	16:29:11.831
5 -	32.255	47.270	25.183	1:44.708	83.65	2.578	16:30:56.539
6 -	32.399	46.478	25.074	1:43.951	84.26	1.821	16:32:40.490
7 -	32.818	47.047	24.619	1:44.484	83.83	2.354	16:34:24.974
8 -	32.718	45.967	24.736	1:43.421 (3)	84.70	1.291	16:36:08.395
9 -	31.915	46.247	24.984	1:43.146 (2)	84.92	1.016	16:37:51.541
10 -	31.818	45.919	24.393	1:42.130 (1)	85.77		16:39:33.671

Weather / Track : Cloudy / Dry

Brands Hatch GP
Circuit Length = 2.4332 miles
Start: 16:21 Flag 16:38 End: 16:40

Monoposto Championship - 1000, 1800, 1600

RACE 7 - SECTOR ANALYSIS



SECTOR 1 = FL to I1, SECTOR 2 = I1 to I2, SECTOR 3 = I2 to FL, DIFF = Difference To Personal Best Lap, P = Crossed Finish Line in Pit Lane, D = Time Disallowed

P13 81 1800 Douglas MCLAY		Mygale SJ10 Duratec					
IDEAL LAP TIME : 1:45.705		BEST LAP TIME : 1:45.931		DIFFERENCE : 0.226			
LAP	SECTOR 1	SECTOR 2	SECTOR 3	LAP TIME	MPH	DIFF	TIME OF DAY
1 -			25.405	1:56.051	75.48	10.120	16:23:50.827
2 -	33.662	47.724	24.986	1:46.372 (3)	82.35	0.441	16:25:37.199
3 -	35.240	47.945	24.804	1:47.989	81.11	2.058	16:27:25.188
4 -	34.076	48.901	24.651	1:47.628	81.38	1.697	16:29:12.816
5 -	33.949	48.164	24.878	1:46.991	81.87	1.060	16:30:59.807
6 -	34.171	48.381	25.084	1:47.636	81.38	1.705	16:32:47.443
7 -	34.088	48.018	25.114	1:47.220	81.69	1.289	16:34:34.663
8 -	33.705	47.562	24.890	1:46.157 (2)	82.51	0.226	16:36:20.820
9 -	33.961	48.738	24.831	1:47.530	81.46	1.599	16:38:08.350
10 -	33.493	47.561	24.877	1:45.931 (1)	82.69		16:39:54.281

P14 47 1800 David JONES		Van Diemen RF82					
IDEAL LAP TIME : 1:48.350		BEST LAP TIME : 1:49.013		DIFFERENCE : 0.663			
LAP	SECTOR 1	SECTOR 2	SECTOR 3	LAP TIME	MPH	DIFF	TIME OF DAY
1 -		48.840	25.749	2:00.943	72.42	11.930	16:23:55.719
2 -	34.324	49.177	26.032	1:49.533 (2)	79.97	0.520	16:25:45.252
3 -	34.686	48.979	25.991	1:49.656 (3)	79.88	0.643	16:27:34.908
4 -	34.283	48.794	27.383	1:50.460	79.30	1.447	16:29:25.368
5 -	35.004	49.197	26.387	1:50.588	79.21	1.575	16:31:15.956
6 -	34.700	49.292	25.741	1:49.733	79.82	0.720	16:33:05.689
7 -	34.598	49.439	25.633	1:49.670	79.87	0.657	16:34:55.359
8 -	33.970	48.747	26.296	1:49.013 (1)	80.35		16:36:44.372
9 -	34.835	49.497	27.149	1:51.481	78.57	2.468	16:38:35.853

P15 17 1800 Paul LOVETT		Osella FAF					
IDEAL LAP TIME : 2:01.468		BEST LAP TIME : 2:02.269		DIFFERENCE : 0.801			
LAP	SECTOR 1	SECTOR 2	SECTOR 3	LAP TIME	MPH	DIFF	TIME OF DAY
1 -		57.242	29.458	2:17.803	63.56	15.534	16:24:12.579
2 -	39.164	57.187	29.091	2:05.442	69.83	3.173	16:26:18.021
3 -	39.885	57.229	29.147	2:06.261	69.37	3.992	16:28:24.282
4 -	39.163	57.668	29.605	2:06.436	69.28	4.167	16:30:30.718
5 -	39.357	58.239	28.775	2:06.371	69.31	4.102	16:32:37.089
6 -	39.305	55.948	28.505	2:03.758 (3)	70.78	1.489	16:34:40.847
7 -	38.713	55.204	28.352	2:02.269 (1)	71.64		16:36:43.116
8 -	38.174	54.942	29.666	2:02.782 (2)	71.34	0.513	16:38:45.898

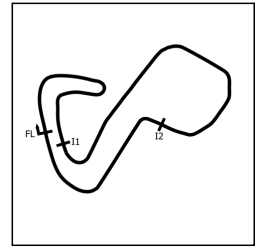
P16 39 M1000 Craig HURRAN		Jedi Mk 6					
IDEAL LAP TIME : 1:30.576		BEST LAP TIME : 1:30.816		DIFFERENCE : 0.240			
LAP	SECTOR 1	SECTOR 2	SECTOR 3	LAP TIME	MPH	DIFF	TIME OF DAY
1 -			22.276	1:37.764	89.60	6.948	16:23:32.540
2 -	29.189	39.852	21.775	1:30.816 (1)	96.45		16:25:03.356
3 -	29.053	40.551	21.988	1:31.592	95.63	0.776	16:26:34.948
4 -	29.848	40.964	21.802	1:32.614	94.58	1.798	16:28:07.562
5 -	29.673	39.870	21.671	1:31.214 (3)	96.03	0.398	16:29:38.776
6 -	29.130	41.266	21.972	1:32.368	94.83	1.552	16:31:11.144
7 -	29.159	40.152	21.830	1:31.141 (2)	96.11	0.325	16:32:42.285
8 -	29.159	40.118	22.133	1:31.410	95.83	0.594	16:34:13.695

Weather / Track : Cloudy / Dry

Brands Hatch GP
Circuit Length = 2.4332 miles
Start: 16:21 Flag 16:38 End: 16:40

Monoposto Championship - 1000, 1800, 1600

RACE 7 - SECTOR ANALYSIS



SECTOR 1 = FL to I1, SECTOR 2 = I1 to I2, SECTOR 3 = I2 to FL, DIFF = Difference To Personal Best Lap, P = Crossed Finish Line in Pit Lane, D = Time Disallowed

P17 11 1800 Jill LOVETT		Swift SC99Z					
IDEAL LAP TIME : 2:18.363		BEST LAP TIME : 2:22.688		DIFFERENCE : 4.325			
LAP	SECTOR 1	SECTOR 2	SECTOR 3	LAP TIME	MPH	DIFF	TIME OF DAY
1 -		1:02.942	31.577	2:48.383	52.02	25.695	16:24:43.159
2 -	46.571	1:04.320	33.880	2:24.771	60.50	2.083	16:27:07.930
3 -	46.401	1:02.447	33.840	2:22.688 (1)	61.39		16:29:30.618
4 -	47.539	1:03.779	33.274	2:24.592	60.58	1.904	16:31:55.210
5 -	45.879	1:03.872	33.721	2:23.472 (3)	61.05	0.784	16:34:18.682
6 -	45.326	1:04.202	33.584	2:23.112 (2)	61.20	0.424	16:36:41.794
7 -	47.553	1:01.460	34.969	2:23.982	60.83	1.294	16:39:05.776

P18 48 M1000 Morgan MCCOURT		Leystone 1000					
IDEAL LAP TIME : 1:36.200		BEST LAP TIME : 1:37.295		DIFFERENCE : 1.095			
LAP	SECTOR 1	SECTOR 2	SECTOR 3	LAP TIME	MPH	DIFF	TIME OF DAY
1 -		44.984	23.793	1:54.662	76.39	17.367	16:23:49.438
2 -	30.648	45.559	22.920	1:39.127	88.36	1.832	16:25:28.565
3 -	30.325	43.587	23.746	1:37.658 (3)	89.69	0.363	16:27:06.223
4 -	31.015	43.288	22.992	1:37.295 (1)	90.03		16:28:43.518
5 -	30.545	42.955	24.057	1:37.557 (2)	89.79	0.262	16:30:21.075

Monoposto Championship - 1000, 1800, 1600

RACE 7 - BEST SECTORS

SECTOR 1			SECTOR 2			SECTOR 3			IDEAL / BEST COMPARISON						
POS	NO	NAME	TIME	NO	NAME	TIME	NO	NAME	TIME	POS	NO	NAME	IDEAL	BEST	DIFF
													PERFECT LAP	1:27.058	
1	51	WATTON	27.504	80	GORE	38.729	51	WATTON	20.825	1	51	WATTON	1:27.106	1:27.532	0.426
2	80	GORE	27.893	51	WATTON	38.777	80	GORE	20.845	2	80	GORE	1:27.467	1:27.710	0.243
3	29	WARD	28.608	39	HURRAN	39.852	29	WARD	21.453	3	29	WARD	1:29.996	1:30.506	0.510
4	39	HURRAN	29.053	29	WARD	39.935	98	SHEPHERD	21.620	4	39	HURRAN	1:30.576	1:30.816	0.240
5	98	SHEPHERD	29.371	98	SHEPHERD	40.042	39	HURRAN	21.671	5	98	SHEPHERD	1:31.033	1:31.364	0.331
6	83	WHEAL	30.102	83	WHEAL	42.258	83	WHEAL	22.213	6	83	WHEAL	1:34.573	1:35.082	0.509
7	18	WAITE	30.316	18	WAITE	42.359	18	WAITE	22.339	7	18	WAITE	1:35.014	1:35.188	0.174
8	48	MCCOURT	30.325	48	MCCOURT	42.955	48	MCCOURT	22.920	8	48	MCCOURT	1:36.200	1:37.295	1.095
9	12	DAVIS	30.855	12	DAVIS	43.711	161	HOSKINS	23.744	9	12	DAVIS	1:38.314	1:38.728	0.414
10	161	HOSKINS	30.872	117	LORD	44.311	117	LORD	23.747	10	161	HOSKINS	1:38.945	1:38.945	0.000
11	117	LORD	31.139	161	HOSKINS	44.329	12	DAVIS	23.748	11	117	LORD	1:39.197	1:39.799	0.602
12	7	FERN	31.627	111	WILLIAMS	45.393	7	FERN	24.181	12	111	WILLIAMS	1:41.294	1:41.643	0.349
13	111	WILLIAMS	31.668	7	FERN	45.871	111	WILLIAMS	24.233	13	7	FERN	1:41.679	1:42.107	0.428
14	30	CARTMELL	31.818	30	CARTMELL	45.919	30	CARTMELL	24.393	14	30	CARTMELL	1:42.130	1:42.130	0.000
15	81	MCLAY	33.493	81	MCLAY	47.561	81	MCLAY	24.651	15	81	MCLAY	1:45.705	1:45.931	0.226
16	47	JONES	33.970	47	JONES	48.747	47	JONES	25.633	16	47	JONES	1:48.350	1:49.013	0.663
17	17	LOVETT	38.174	17	LOVETT	54.942	17	LOVETT	28.352	17	17	LOVETT	2:01.468	2:02.269	0.801
18	11	LOVETT	45.326	11	LOVETT	1:01.460	11	LOVETT	31.577	18	11	LOVETT	2:18.363	2:22.688	4.325
19															
20															

Weather / Track : Cloudy / Dry

Results can be found at www.tsl-timing.com

Brands Hatch GP
 Circuit Length = 2.4332 miles
 Start: 16:21 Flag 16:38 End: 16:40

Printed - 16:41 Saturday, 31 August 2019

Monoposto Championship - 1000, 1800, 1600

RACE 7 - LAP CHART

LAP 1 @ 16:23:28.982			LAP 2 @ 16:24:56.928			LAP 3 @ 16:26:24.704			LAP 4 @ 16:27:52.656			LAP 5 @ 16:29:20.671		
NO	BEHIND	LAP TIME	NO	BEHIND	LAP TIME	NO	BEHIND	LAP TIME	NO	BEHIND	LAP TIME	NO	BEHIND	LAP TIME
51		1:34.206	51		1:27.946	51		1:27.776	51		1:27.952	51		1:28.015
80	0.364	1:34.570	80	0.702	1:28.284	80	0.636	1:27.710	80	0.763	1:28.079	80	1.259	1:28.511
39	3.558	1:37.764	39	6.428	1:30.816	39	10.244	1:31.592	29	13.521	1:30.946	47	1 Lap	1:50.460
29	4.469	1:38.675	29	7.029	1:30.506	29	10.527	1:31.274	39	14.906	1:32.614	11	2 Laps	2:22.688
98	6.519	1:40.725	98	10.518	1:31.945	98	14.106	1:31.364	98	18.895	1:32.741	29	16.765	1:31.259
83	10.954	1:45.160	83	19.744	1:36.736	83	27.685	1:35.717	17	1 Lap	2:06.261	39	18.105	1:31.214
12	12.863	1:47.069	12	23.941	1:39.024	12	35.497	1:39.332	83	35.703	1:35.970	98	22.496	1:31.616
117	15.116	1:49.322	117	27.491	1:40.321	117	39.831	1:40.116	12	47.331	1:39.786	83	42.770	1:35.082
161	16.409	1:50.615	161	29.288	1:40.825	48	41.519	1:37.658	48	50.862	1:37.295	12	1:00.049	1:40.733
7	18.097	1:52.303	48	31.637	1:39.127	161	42.671	1:41.159	117	51.678	1:39.799	48	1:00.404	1:37.557
111	18.249	1:52.455	111	34.977	1:44.674	11	1 Lap	2:24.771	161	55.083	1:40.364	117	1:03.786	1:40.123
48	20.456	1:54.662	7	35.966	1:45.815	111	50.247	1:43.046	18	1:00.824	1:37.472	161	1:07.052	1:39.984
81	21.845	1:56.051	81	40.271	1:46.372	7	51.168	1:42.978	111	1:06.483	1:44.188	18	1:08.723	1:35.914
30	24.930	1:59.136	18	42.040	1:37.557	18	51.304	1:37.040	7	1:07.225	1:44.009	17	1 Lap	2:06.436
47	26.737	2:00.943	30	43.651	1:46.667	81	1:00.484	1:47.989	30	1:19.175	1:45.935	111	1:20.111	1:41.643
18	32.429	2:06.635	47	48.324	1:49.533	30	1:01.192	1:45.317	81	1:20.160	1:47.628	7	1:21.400	1:42.190
17	43.597	2:17.803	17	1:21.093	2:05.442	47	1:10.204	1:49.656						
11	1:14.177	2:48.383												

Weather / Track : Cloudy / Dry

Monoposto Championship - 1000, 1800, 1600

RACE 7 - LAP CHART

LAP 6 @ 16:30:48.835			LAP 7 @ 16:32:17.190			LAP 8 @ 16:33:45.623			LAP 9 @ 16:35:13.155			LAP 10 @ 16:36:41.602		
NO	BEHIND	LAP TIME	NO	BEHIND	LAP TIME	NO	BEHIND	LAP TIME	NO	BEHIND	LAP TIME	NO	BEHIND	LAP TIME
51		1:28.164	51		1:28.355	51		1:28.433	51		1:27.532	51		1:28.447
80	3.804	1:30.709	111	1 Lap	1:41.955	161	1 Lap	1:40.900	12	1 Lap	1:38.728	11	4 Laps	2:23.112
30	1 Lap	1:44.708	80	5.857	1:30.408	80	8.060	1:30.636	18	1 Lap	1:35.188	17	3 Laps	2:02.269
81	1 Lap	1:46.991	7	1 Lap	1:42.107	111	1 Lap	1:42.644	80	11.477	1:30.949	47	2 Laps	1:49.013
29	20.352	1:31.751	17	2 Laps	2:06.371	7	1 Lap	1:47.526	117	1 Lap	1:40.695	80	12.630	1:29.600
39	22.309	1:32.368	30	1 Lap	1:43.951	29	26.716	1:31.215	161	1 Lap	1:39.693	18	1 Lap	1:36.814
98	26.521	1:32.189	29	23.934	1:31.937	39	28.072	1:31.410	29	30.608	1:31.424	12	1 Lap	1:39.906
47	1 Lap	1:50.588	39	25.095	1:31.141	11	3 Laps	2:23.472	111	1 Lap	1:42.755	117	1 Lap	1:40.112
83	49.797	1:35.191	98	30.050	1:31.884	98	34.957	1:33.340	98	40.962	1:33.537	161	1 Lap	1:38.945
11	2 Laps	2:24.592	81	1 Lap	1:47.636	30	1 Lap	1:44.484	7	1 Lap	1:45.242	29	34.056	1:31.895
12	1:11.566	1:39.681	47	1 Lap	1:49.733	81	1 Lap	1:47.220	30	1 Lap	1:43.421	98	45.107	1:32.592
117	1:15.438	1:39.816	83	57.275	1:35.833	17	2 Laps	2:03.758	81	1 Lap	1:46.157	111	1 Lap	1:43.161
18	1:17.321	1:36.762	12	1:23.290	1:40.079	83	1:04.556	1:35.714	83	1:14.940	1:37.916	7	1 Lap	1:43.159
161	1:19.083	1:40.195	18	1:27.193	1:38.227	47	1 Lap	1:49.670				30	1 Lap	1:43.146
			117	1:28.277	1:41.194							83	1:21.671	1:35.178
												81	1 Lap	1:47.530

Weather / Track : Cloudy / Dry

Monoposto Championship - 1000, 1800, 1600

RACE 7 - LAP CHART

LAP 11 @ 16:38:11.685

NO	BEHIND	LAP TIME
51		1:30.083
80	13.954	1:31.407
18	1 Lap	1:36.696
47	2 Laps	1:51.481
12	1 Lap	1:41.800
17	3 Laps	2:02.782
117	1 Lap	1:40.029
161	1 Lap	1:39.184
29	36.829	1:32.856
98	50.394	1:35.370
11	4 Laps	2:23.982
111	1 Lap	1:44.617
7	1 Lap	1:43.334
30	1 Lap	1:42.130
83	1:36.667	1:45.079
81	1 Lap	1:45.931

Weather / Track : Cloudy / Dry

Results can be found at www.tsl-timing.com

Page 3 of 3

Brands Hatch GP
Circuit Length = 2.4332 miles
Start: 16:21 Flag 16:38 End: 16:40

Printed - 16:42 Saturday, 31 August 2019

Monoposto Championship - 1000, 1800, 1600

RACE 7 - STATISTICS

Competitors Started 20
Planned Start 2019-08-31 @ 16:25:00.000
Actual Start 2019-08-31 @ 16:21:54.775
Finish Time 2019-08-31 @ 16:38:10.520
Track Length 2.4332mi.
Total Laps 172
Total Distance Covered 418.5258mi.

Session Fastest Lap History

NO	CL	NAME	LAP TIME	TIME OF DAY	LAP	VEHICLE
51	M1000	Michael WATTON	1:34.206	16:23:28.999	1	Jedi Mk 6
51	M1000	Michael WATTON	1:27.946	16:24:56.944	2	Jedi Mk 6
51	M1000	Michael WATTON	1:27.776	16:26:24.721	3	Jedi Mk 6
80	M1000	Dan GORE	1:27.710	16:26:25.356	3	Jedi MK 6
51	M1000	Michael WATTON	1:27.532	16:35:13.171	9	Jedi Mk 6

Session Leader History

NO	CL	NAME	FROM LAP	LAPS LED	DISTANCE	VEHICLE
51	M1000	Michael WATTON	1	11	26.76 miles	Jedi Mk 6

Flag History

TYPE	TIME OF DAY
GREEN	16:21:54.775
FINISH	16:38:10.520

Flag Statistics

TYPE	COUNT	TOTAL LAPS	TOTAL TIME
Green	1	11	18:08.150
Red	0	0	0.000
Safety Car	0	0	0.000
FCY	0	0	0.000

Weather / Track : Cloudy / Dry

These results are provisional until the conclusion of any judicial and technical matters.

Brands Hatch GP

Circuit Length = 2.4332 miles

Start: 16:21 Flag 16:38 End: 16:40

Clerk Of Course :		Timekeeper :
-------------------	--	--------------

Monoposto Championship - 1000, 1800, 1600

RACE 7 - STATISTICS

CLASS : M1000

11 Starters

Fastest Lap History

NO	NAME	LAP TIME	TIME OF DAY	LAP	VEHICLE
51	Michael WATTON	1:34.206	16:23:28.999	1	Jedi Mk 6
51	Michael WATTON	1:27.946	16:24:56.944	2	Jedi Mk 6
51	Michael WATTON	1:27.776	16:26:24.721	3	Jedi Mk 6
80	Dan GORE	1:27.710	16:26:25.356	3	Jedi MK 6
51	Michael WATTON	1:27.532	16:35:13.171	9	Jedi Mk 6

Leader History

NO	NAME	FROM LAP	LAPS LED	DISTANCE	VEHICLE
51	Michael WATTON	1	11	26.76 miles	Jedi Mk 6

Weather / Track : Cloudy / Dry

These results are provisional until the conclusion of any judicial and technical matters.

Brands Hatch GP

Circuit Length = 2.4332 miles

Start: 16:21 Flag 16:38 End: 16:40

Clerk Of Course :

Timekeeper :

Monoposto Championship - 1000, 1800, 1600

RACE 7 - STATISTICS

CLASS : 1800

8 Starters

Fastest Lap History

NO	NAME	LAP TIME	TIME OF DAY	LAP	VEHICLE
12	Phil DAVIS	1:47.069	16:23:41.870	1	Van Diemen RF98
12	Phil DAVIS	1:39.024	16:25:20.894	2	Van Diemen RF98
12	Phil DAVIS	1:38.728	16:35:19.232	8	Van Diemen RF98

Leader History

NO	NAME	FROM LAP	LAPS LED	DISTANCE	VEHICLE
12	Phil DAVIS	1	10	24.33 miles	Van Diemen RF98

Weather / Track : Cloudy / Dry

These results are provisional until the conclusion of any judicial and technical matters.

Brands Hatch GP

Circuit Length = 2.4332 miles

Start: 16:21 Flag 16:38 End: 16:40

Clerk Of Course :

Timekeeper :

Monoposto Championship - 1000, 1800, 1600

RACE 7 - STATISTICS

CLASS : 1600

1 Starters

Fastest Lap History

NO	NAME	LAP TIME	TIME OF DAY	LAP	VEHICLE
7	Geoff FERN	1:52.303	16:23:47.080	1	Van Diemen RF89
7	Geoff FERN	1:45.815	16:25:32.893	2	Van Diemen RF89
7	Geoff FERN	1:42.978	16:27:15.872	3	Van Diemen RF89
7	Geoff FERN	1:42.190	16:30:42.073	5	Van Diemen RF89
7	Geoff FERN	1:42.107	16:32:24.179	6	Van Diemen RF89

Leader History

NO	NAME	FROM LAP	LAPS LED	DISTANCE	VEHICLE
7	Geoff FERN	1	10	24.33 miles	Van Diemen RF89

Weather / Track : Cloudy / Dry

These results are provisional until the conclusion of any judicial and technical matters.

Brands Hatch GP


Circuit Length = 2.4332 miles

Start: 16:21 Flag 16:38 End: 16:40

Clerk Of Course :

Timekeeper :

Monoposto Championship - 1000, 1800, 1600
RACE 11 - GRID (15 minutes) - AMENDED

ROW 10	19	471	Dan LEVY	20	18	James WAITE
ROW 9	17	11	Jill LOVETT	18	101	Max HART
ROW 8	15	47	David JONES	16	17	Paul LOVETT
ROW 7	13	30	Andrew CARTMELL	14	81	Douglas MCLAY
ROW 6	11	111	Jeff WILLIAMS	12	7	Geoff FERN
ROW 5	9	161	Julian HOSKINS	10	117	Chris LORD
ROW 4	7	48	Morgan MCCOURT	8	12	Phil DAVIS
ROW 3	5	98	Dominc SHEPHERD	6	83	Dave WHEAL
ROW 2	3	29	Dax WARD	4	39	Craig HURRAN
ROW 1	1	51	Mchael WATTON	2	80	Dan GORE
Pole						
						

Car 18 moved, Car 471 added to the grid

Brands Hatch GP
 Circuit Length = 2.4332 miles

These results are provisional until the conclusion of any judicial and technical matters.

Clerk Of Course :	Steward :	Timekeeper :

Monoposto Championship - 1000, 1800, 1600

RACE 11 - CLASSIFICATION

POS	NO	CL	PIC NAME	ENTRY	LAPS	TIME	GAP	DIFF	MPH	BEST	ON
1	80	M1000	1 Dan GORE	Jedi MK 6	8	11:49.081			98.83	1:27.125	3
2	51	M1000	2 Mchael WATTON	Jedi Mk 6	8	11:54.981	5.900	5.900	98.01	1:27.278	6
3	29	M1000	3 Dax WARD	Jedi Mk 6	8	12:17.314	28.233	22.333	95.04	1:30.254	8
4	39	M1000	4 Craig HURRAN	Jedi Mk 6	8	12:26.806	37.725	9.492	93.83	1:31.884	6
5	471	M1000	5 Dan LEVY	Jedi MK6	8	12:40.493	51.412	13.687	92.14	1:31.832	8
6	98	M1000	6 Dominc SHEPHERD	JKS	8	12:50.018	1:00.937	9.525	91.00	1:31.774	5
7	83	M1000	7 Dave WHEAL	Jedi Mk 4	8	12:54.529	1:05.448	4.511	90.47	1:34.746	8
8	18	M1000	8 James WAITE	JKS Mk2	8	13:09.991	1:20.910	15.462	88.70	1:33.411	8
9	48	M1000	9 Mbrgan MCCOURT	Leystone 1000	8	13:27.652	1:38.571	17.661	86.76	1:37.606	4
10	117	1800	1 Chris LORD	Van Diemen RF82	7	11:50.744	1 Lap	1 Lap	86.27	1:39.206	5
11	161	1800	2 Julian HOSKINS	Vector TF93Z	7	11:55.391	1 Lap	4.647	85.71	1:40.070	4
12	12	1800	3 Phil DAVIS	Van Diemen RF98	7	11:56.647	1 Lap	1.256	85.56	1:37.664	6
13	111	1800	4 Jeff WILLIAMS	Van Diemen RF82	7	12:08.626	1 Lap	11.979	84.15	1:42.166	3
14	7	1600	1 Geoff FERN	Van Diemen RF89	7	12:09.113	1 Lap	0.487	84.10	1:42.154	3
15	30	M1000	10 Andrew CARTMELL	Revelation 1000	7	12:18.746	1 Lap	9.633	83.00	1:42.025	7
16	81	1800	5 Douglas MCLAY	Mygale SJ10 Duratec	7	12:34.675	1 Lap	15.929	81.25	1:44.419	3
17	47	1800	6 David JONES	Van Diemen RF82	7	13:27.235	1 Lap	52.560	75.96	1:52.534	3
18	17	1800	7 Paul LOVETT	Osella FAF	6	12:04.343	2 Laps	1 Lap	72.56	1:58.341	6
19	11	1800	8 Jill LOVETT	Swift SC99Z	6	12:06.092	2 Laps	1.749	72.38	1:57.345	6

NOT CLASSIFIED

DNF	101	M1000	Max HART	Leystone 1000	8	12:14.048	24.967	0.000	95.46	1:29.185	4
-----	-----	-------	----------	---------------	---	-----------	--------	-------	-------	----------	---

FASTEST LAP

80	M1000	Dan GORE	Jedi MK 6	3	1:27.125	100.54 mph	161.80 kph
12	1800	Phil DAVIS	Van Diemen RF98	6	1:37.664	89.69 mph	144.34 kph
7	1600	Geoff FERN	Van Diemen RF89	3	1:42.154	85.75 mph	138.00 kph

Car 101 was the cause of the red flag

Weather / Track : Cloudy / Dry

These results are provisional until the conclusion of any judicial and technical matters.

Brands Hatch GP

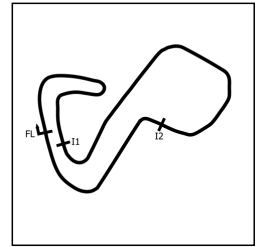
Circuit Length = 2.4332 miles

Start: 12:59 Flag 13:11 End: 13:15

Clerk Of Course :	Steward :	Timekeeper :
-------------------	-----------	--------------

Monoposto Championship - 1000, 1800, 1600

RACE 11 - SECTOR ANALYSIS



SECTOR 1 = FL to I1, SECTOR 2 = I1 to I2, SECTOR 3 = I2 to FL, DIFF = Difference To Personal Best Lap, P = Crossed Finish Line in Pit Lane, D = Time Disallowed

P1 80 M1000 Dan GORE			Jedi MK 6				
IDEAL LAP TIME : 1:26.985		BEST LAP TIME : 1:27.125		DIFFERENCE : 0.140			
LAP	SECTOR 1	SECTOR 2	SECTOR 3	LAP TIME	MPH	DIFF	TIME OF DAY
1 -		39.064	20.912	1:33.010	94.18	5.885	13:00:54.484
2 -	27.599	40.223	21.435	1:29.257	98.14	2.132	13:02:23.741
3 -	27.543	38.714	20.868	1:27.125 (1)	100.54		13:03:50.866
4 -	27.453	39.232	20.877	1:27.562 (3)	100.04	0.437	13:05:18.428
5 -	27.573	38.894	20.818	1:27.285 (2)	100.35	0.160	13:06:45.713
6 -	27.458	38.974	21.650	1:28.082	99.45	0.957	13:08:13.795
7 -	27.588	39.658	20.936	1:28.182	99.33	1.057	13:09:41.977
8 -	27.692	39.704	21.182	1:28.578	98.89	1.453	13:11:10.555

P2 51 M1000 Michael WATTON			Jedi Mk 6				
IDEAL LAP TIME : 1:27.040		BEST LAP TIME : 1:27.278		DIFFERENCE : 0.238			
LAP	SECTOR 1	SECTOR 2	SECTOR 3	LAP TIME	MPH	DIFF	TIME OF DAY
1 -		38.908	21.090	1:32.695	94.50	5.417	13:00:54.169
2 -	27.768	40.420	21.704	1:29.892	97.44	2.614	13:02:24.061
3 -	27.966	38.871	20.895	1:27.732 (2)	99.84	0.454	13:03:51.793
4 -	30.015	40.061	21.894	1:31.970	95.24	4.692	13:05:23.763
5 -	27.971	39.181	20.993	1:28.145	99.37	0.867	13:06:51.908
6 -	27.705	38.776	20.797	1:27.278 (1)	100.36		13:08:19.186
7 -	27.964	38.538	21.497	1:27.999 (3)	99.54	0.721	13:09:47.185
8 -	27.815	39.453	22.002	1:29.270	98.12	1.992	13:11:16.455

P3 29 M1000 Dax WARD			Jedi Mk 6				
IDEAL LAP TIME : 1:30.159		BEST LAP TIME : 1:30.254		DIFFERENCE : 0.095			
LAP	SECTOR 1	SECTOR 2	SECTOR 3	LAP TIME	MPH	DIFF	TIME OF DAY
1 -		40.789	21.993	1:37.906	89.47	7.652	13:00:59.380
2 -	28.950	40.637	21.872	1:31.459	95.77	1.205	13:02:30.839
3 -	28.810	40.828	22.110	1:31.748	95.47	1.494	13:04:02.587
4 -	28.613	40.221	21.675	1:30.509 (2)	96.78	0.255	13:05:33.096
5 -	29.214	41.041	22.897	1:33.152	94.03	2.898	13:07:06.248
6 -	29.133	40.635	21.792	1:31.560	95.67	1.306	13:08:37.808
7 -	28.637	40.258	21.831	1:30.726 (3)	96.55	0.472	13:10:08.534
8 -	28.493	39.991	21.770	1:30.254 (1)	97.05		13:11:38.788

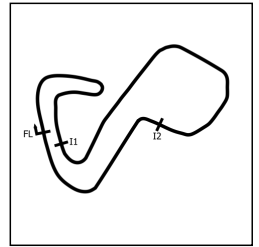
P4 39 M1000 Craig HURRAN			Jedi Mk 6				
IDEAL LAP TIME : 1:31.385		BEST LAP TIME : 1:31.884		DIFFERENCE : 0.499			
LAP	SECTOR 1	SECTOR 2	SECTOR 3	LAP TIME	MPH	DIFF	TIME OF DAY
1 -		40.545	22.079	1:38.275	89.13	6.391	13:00:59.749
2 -	29.493	41.040	22.074	1:32.607	94.59	0.723	13:02:32.356
3 -	29.218	41.014	22.168	1:32.400 (3)	94.80	0.516	13:04:04.756
4 -	29.572	41.358	22.342	1:33.272	93.91	1.388	13:05:38.028
5 -	29.849	41.431	22.348	1:33.628	93.56	1.744	13:07:11.656
6 -	29.694	40.215	21.975	1:31.884 (1)	95.33		13:08:43.540
7 -	29.602	40.336	21.952	1:31.890 (2)	95.32	0.006	13:10:15.430
8 -	29.581	41.036	22.233	1:32.850	94.34	0.966	13:11:48.280

Weather / Track : Cloudy / Dry

Brands Hatch GP
 Circuit Length = 2.4332 miles
 Start: 12:59 Flag 13:11 End: 13:15

Monoposto Championship - 1000, 1800, 1600

RACE 11 - SECTOR ANALYSIS



SECTOR 1 = FL to I1, SECTOR 2 = I1 to I2, SECTOR 3 = I2 to FL, DIFF = Difference To Personal Best Lap, P = Crossed Finish Line in Pit Lane, D = Time Disallowed

P5 471 M1000 Dan LEVY			Jedi MK6				
IDEAL LAP TIME : 1:31.377		BEST LAP TIME : 1:31.832		DIFFERENCE : 0.455			
LAP	SECTOR 1	SECTOR 2	SECTOR 3	LAP TIME	MPH	DIFF	TIME OF DAY
1 -		43.809	23.565	1:51.524	78.54	19.692	13:01:12.998
2 -	30.525	41.199	21.958	1:33.682	93.50	1.850	13:02:46.680
3 -	29.641	41.161	22.368	1:33.170	94.01	1.338	13:04:19.850
4 -	29.415	40.705	22.060	1:32.180 (2)	95.02	0.348	13:05:52.030
5 -	29.307	41.394	22.689	1:33.390	93.79	1.558	13:07:25.420
6 -	29.135	40.999	22.312	1:32.446	94.75	0.614	13:08:57.866
7 -	29.425	41.039	21.805	1:32.269 (3)	94.93	0.437	13:10:30.135
8 -	29.519	40.437	21.876	1:31.832 (1)	95.38		13:12:01.967

P6 98 M1000 Dominc SHEPHERD			JKS				
IDEAL LAP TIME : 1:31.439		BEST LAP TIME : 1:31.774		DIFFERENCE : 0.335			
LAP	SECTOR 1	SECTOR 2	SECTOR 3	LAP TIME	MPH	DIFF	TIME OF DAY
1 -		44.801	22.835	1:55.637	75.75	23.863	13:01:17.111
2 -	30.459	41.878	22.156	1:34.493	92.70	2.719	13:02:51.604
3 -	29.466	40.410	22.143	1:32.019 (2)	95.19	0.245	13:04:23.623
4 -	29.613	40.492	22.150	1:32.255 (3)	94.95	0.481	13:05:55.878
5 -	29.273	40.038	22.463	1:31.774 (1)	95.45		13:07:27.652
6 -	29.258	40.441	23.191	1:32.890	94.30	1.116	13:09:00.542
7 -	30.134	41.711	22.947	1:34.792	92.41	3.018	13:10:35.334
8 -	30.798	42.437	22.923	1:36.158	91.09	4.384	13:12:11.492

P7 83 M1000 Dave WHEAL			Jedi Mk 4				
IDEAL LAP TIME : 1:34.245		BEST LAP TIME : 1:34.746		DIFFERENCE : 0.501			
LAP	SECTOR 1	SECTOR 2	SECTOR 3	LAP TIME	MPH	DIFF	TIME OF DAY
1 -		44.229	23.586	1:45.532	83.00	10.786	13:01:07.006
2 -	31.582	43.036	22.539	1:37.157	90.16	2.411	13:02:44.163
3 -	30.317	42.777	22.878	1:35.972	91.27	1.226	13:04:20.135
4 -	30.513	42.279	22.596	1:35.388	91.83	0.642	13:05:55.523
5 -	30.288	41.970	22.890	1:35.148 (3)	92.06	0.402	13:07:30.671
6 -	30.576	42.447	22.429	1:35.452	91.77	0.706	13:09:06.123
7 -	30.475	42.321	22.338	1:35.134 (2)	92.07	0.388	13:10:41.257
8 -	29.937	42.103	22.706	1:34.746 (1)	92.45		13:12:16.003

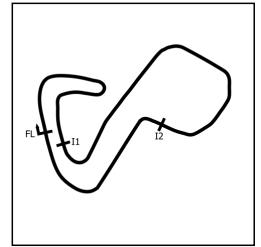
P8 18 M1000 James WAITE			JKS Mk2				
IDEAL LAP TIME : 1:33.136		BEST LAP TIME : 1:33.411		DIFFERENCE : 0.275			
LAP	SECTOR 1	SECTOR 2	SECTOR 3	LAP TIME	MPH	DIFF	TIME OF DAY
1 -		42.392	22.912	2:06.823	69.07	33.412	13:01:28.297
2 -	30.393	42.620	22.618	1:35.631	91.60	2.220	13:03:03.928
3 -	30.715	42.068	22.884	1:35.667	91.56	2.256	13:04:39.595
4 -	29.708	41.816	22.775	1:34.299 (3)	92.89	0.888	13:06:13.894
5 -	30.228	41.643	22.534	1:34.405	92.79	0.994	13:07:48.299
6 -	29.680	42.474	23.565	1:35.719	91.51	2.308	13:09:24.018
7 -	29.866	41.687	22.483	1:34.036 (2)	93.15	0.625	13:10:58.054
8 -	29.955	41.221	22.235	1:33.411 (1)	93.77		13:12:31.465

Weather / Track : Cloudy / Dry

Brands Hatch GP
Circuit Length = 2.4332 miles
Start: 12:59 Flag 13:11 End: 13:15

Monoposto Championship - 1000, 1800, 1600

RACE 11 - SECTOR ANALYSIS



SECTOR 1 = FL to I1, SECTOR 2 = I1 to I2, SECTOR 3 = I2 to FL, DIFF = Difference To Personal Best Lap, P = Crossed Finish Line in Pit Lane, D = Time Disallowed

P9 48 M1000 Morgan MCCOURT		Leystone 1000					
IDEAL LAP TIME : 1:37.606		BEST LAP TIME : 1:37.606		DIFFERENCE : 0.000			
LAP	SECTOR 1	SECTOR 2	SECTOR 3	LAP TIME	MPH	DIFF	TIME OF DAY
1 -		45.936	23.889	1:51.505	78.55	13.899	13:01:12.979
2 -	31.947	43.532	23.761	1:39.240 (2)	88.26	1.634	13:02:52.219
3 -	31.486	44.305	23.959	1:39.750	87.81	2.144	13:04:31.969
4 -	31.117	43.014	23.475	1:37.606 (1)	89.74		13:06:09.575
5 -	31.123	43.903	24.239	1:39.265 (3)	88.24	1.659	13:07:48.840
6 -	32.581	44.314	24.283	1:41.178	86.57	3.572	13:09:30.018
7 -	31.287	44.178	24.155	1:39.620	87.93	2.014	13:11:09.638
8 -	31.198	44.331	23.959	1:39.488	88.04	1.882	13:12:49.126

P10 117 1800 Chris LORD		Van Diemen RF82					
IDEAL LAP TIME : 1:38.685		BEST LAP TIME : 1:39.206		DIFFERENCE : 0.521			
LAP	SECTOR 1	SECTOR 2	SECTOR 3	LAP TIME	MPH	DIFF	TIME OF DAY
1 -		46.511	24.954	1:52.307	77.99	13.101	13:01:13.781
2 -	31.595	45.048	24.355	1:40.998	86.73	1.792	13:02:54.779
3 -	31.199	44.370	23.781	1:39.350 (3)	88.17	0.144	13:04:34.129
4 -	31.023	44.324	23.951	1:39.298 (2)	88.21	0.092	13:06:13.427
5 -	31.467	43.881	23.858	1:39.206 (1)	88.29		13:07:52.633
6 -	31.085	44.517	23.804	1:39.406	88.12	0.200	13:09:32.039
7 -	31.546	44.740	23.893	1:40.179	87.44	0.973	13:11:12.218

P11 161 1800 Julian HOSKINS		Vector TF93Z					
IDEAL LAP TIME : 1:39.492		BEST LAP TIME : 1:40.070		DIFFERENCE : 0.578			
LAP	SECTOR 1	SECTOR 2	SECTOR 3	LAP TIME	MPH	DIFF	TIME OF DAY
1 -		46.449	24.269	1:51.236	78.74	11.166	13:01:12.710
2 -	32.116	45.589	25.077	1:42.782	85.22	2.712	13:02:55.492
3 -	31.517	44.890	23.926	1:40.333	87.30	0.263	13:04:35.825
4 -	31.088	45.023	23.959	1:40.070 (1)	87.53		13:06:15.895
5 -	31.492	45.043	23.778	1:40.313 (3)	87.32	0.243	13:07:56.208
6 -	31.469	44.626	24.044	1:40.139 (2)	87.47	0.069	13:09:36.347
7 -	31.372	45.190	23.956	1:40.518	87.14	0.448	13:11:16.865

P12 12 1800 Phil DAVIS		Van Diemen RF98					
IDEAL LAP TIME : 1:37.446		BEST LAP TIME : 1:37.664		DIFFERENCE : 0.218			
LAP	SECTOR 1	SECTOR 2	SECTOR 3	LAP TIME	MPH	DIFF	TIME OF DAY
1 -		44.183	24.109	2:02.509	71.50	24.845	13:01:23.983
2 -	30.690	44.671	24.478	1:39.839	87.73	2.175	13:03:03.822
3 -	30.954	44.786	23.888	1:39.628	87.92	1.964	13:04:43.450
4 -	30.645	44.794	24.147	1:39.586	87.96	1.922	13:06:23.036
5 -	30.921	43.372	23.819	1:38.112 (2)	89.28	0.448	13:08:01.148
6 -	30.863	43.278	23.523	1:37.664 (1)	89.69		13:09:38.812
7 -	30.729	44.513	24.067	1:39.309 (3)	88.20	1.645	13:11:18.121

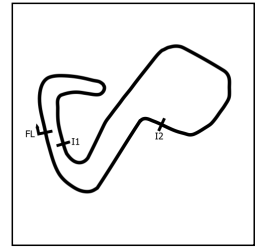
P13 111 1800 Jeff WILLIAMS		Van Diemen RF82					
IDEAL LAP TIME : 1:41.534		BEST LAP TIME : 1:42.166		DIFFERENCE : 0.632			
LAP	SECTOR 1	SECTOR 2	SECTOR 3	LAP TIME	MPH	DIFF	TIME OF DAY
1 -		47.546	24.718	1:53.846	76.94	11.680	13:01:15.320
2 -	32.097	45.685	24.536	1:42.318 (3)	85.61	0.152	13:02:57.638
3 -	31.910	45.872	24.384	1:42.166 (1)	85.74		13:04:39.804
4 -	32.182	45.622	24.626	1:42.430	85.52	0.264	13:06:22.234
5 -	32.665	45.254	24.370	1:42.289 (2)	85.63	0.123	13:08:04.523
6 -	32.616	45.931	24.545	1:43.092	84.97	0.926	13:09:47.615
7 -	32.168	45.629	24.688	1:42.485	85.47	0.319	13:11:30.100

Weather / Track : Cloudy / Dry

Brands Hatch GP
Circuit Length = 2.4332 miles
Start: 12:59 Flag 13:11 End: 13:15

Monoposto Championship - 1000, 1800, 1600

RACE 11 - SECTOR ANALYSIS



SECTOR 1 = FL to I1, SECTOR 2 = I1 to I2, SECTOR 3 = I2 to FL, DIFF = Difference To Personal Best Lap, P = Crossed Finish Line in Pit Lane, D = Time Disallowed

P14		7 1600		Geoff FERN		Van Diemen RF89	
IDEAL LAP TIME : 1:41.691		BEST LAP TIME : 1:42.154		DIFFERENCE : 0.463			
LAP	SECTOR 1	SECTOR 2	SECTOR 3	LAP TIME	MPH	DIFF	TIME OF DAY
1 -		47.404	24.866	1:54.824	76.28	12.670	13:01:16.298
2 -	32.438	45.386	24.572	1:42.396	85.54	0.242	13:02:58.694
3 -	31.932	45.668	24.554	1:42.154 (1)	85.75		13:04:40.848
4 -	32.060	45.585	24.544	1:42.189 (3)	85.72	0.035	13:06:23.037
5 -	32.242	45.542	24.373	1:42.157 (2)	85.74	0.003	13:08:05.194
6 -	32.457	45.945	24.488	1:42.890	85.13	0.736	13:09:48.084
7 -	32.078	45.698	24.727	1:42.503	85.45	0.349	13:11:30.587

P15		30 M1000		Andrew CARTMELL		Revelation 1000	
IDEAL LAP TIME : 1:41.536		BEST LAP TIME : 1:42.025		DIFFERENCE : 0.489			
LAP	SECTOR 1	SECTOR 2	SECTOR 3	LAP TIME	MPH	DIFF	TIME OF DAY
1 -		47.329	25.174	1:57.316	74.66	15.291	13:01:18.790
2 -	32.761	46.993	25.254	1:45.008	83.42	2.983	13:03:03.798
3 -	33.169	47.160	24.931	1:45.260	83.22	3.235	13:04:49.058
4 -	32.433	46.769	24.730	1:43.932	84.28	1.907	13:06:32.990
5 -	32.157	46.339	24.584	1:43.080 (3)	84.98	1.055	13:08:16.070
6 -	32.095	45.623	24.407	1:42.125 (2)	85.77	0.100	13:09:58.195
7 -	31.506	45.727	24.792	1:42.025 (1)	85.85		13:11:40.220

P16		81 1800		Douglas MCLAY		Mygale SJ10 Duratec	
IDEAL LAP TIME : 1:44.419		BEST LAP TIME : 1:44.419		DIFFERENCE : 0.000			
LAP	SECTOR 1	SECTOR 2	SECTOR 3	LAP TIME	MPH	DIFF	TIME OF DAY
1 -		49.232	25.151	1:59.423	73.35	15.004	13:01:20.897
2 -	33.695	46.881	24.814	1:45.390 (2)	83.11	0.971	13:03:06.287
3 -	33.090	46.614	24.715	1:44.419 (1)	83.89		13:04:50.706
4 -	33.626	48.405	25.073	1:47.104	81.78	2.685	13:06:37.810
5 -	33.631	47.502	24.867	1:46.000 (3)	82.64	1.581	13:08:23.810
6 -	33.160	46.988	25.967	1:46.115	82.55	1.696	13:10:09.925
7 -	33.796	47.449	24.979	1:46.224	82.46	1.805	13:11:56.149

P17		47 1800		David JONES		Van Diemen RF82	
IDEAL LAP TIME : 1:52.320		BEST LAP TIME : 1:52.534		DIFFERENCE : 0.214			
LAP	SECTOR 1	SECTOR 2	SECTOR 3	LAP TIME	MPH	DIFF	TIME OF DAY
1 -		52.060	27.272	2:04.785	70.19	12.251	13:01:26.259
2 -	36.330	51.485	26.674	1:54.489	76.51	1.955	13:03:20.748
3 -	35.527	50.503	26.504	1:52.534 (1)	77.84		13:05:13.282
4 -	36.039	50.894	27.267	1:54.200	76.70	1.666	13:07:07.482
5 -	36.024	50.675	27.024	1:53.723 (3)	77.02	1.189	13:09:01.205
6 -	36.214	50.289	26.800	1:53.303 (2)	77.31	0.769	13:10:54.508
7 -	35.842	51.713	26.646	1:54.201	76.70	1.667	13:12:48.709

P18		17 1800		Paul LOVETT		Osella FAF	
IDEAL LAP TIME : 1:57.575		BEST LAP TIME : 1:58.341		DIFFERENCE : 0.766			
LAP	SECTOR 1	SECTOR 2	SECTOR 3	LAP TIME	MPH	DIFF	TIME OF DAY
1 -		53.506	27.987	2:08.134	68.36	9.793	13:01:29.608
2 -	37.589	54.641	27.804	2:00.034	72.97	1.693	13:03:29.642
3 -	37.299	54.495	28.485	2:00.279	72.82	1.938	13:05:29.921
4 -	37.788	53.356	27.844	1:58.988 (3)	73.61	0.647	13:07:28.909
5 -	37.579	53.321	27.667	1:58.567 (2)	73.88	0.226	13:09:27.476
6 -	38.065	52.685	27.591	1:58.341 (1)	74.02		13:11:25.817

Weather / Track : Cloudy / Dry

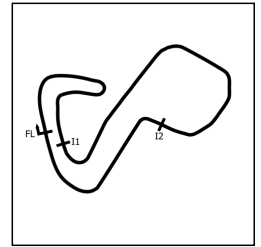
Brands Hatch GP

Circuit Length = 2.4332 miles

Start: 12:59 Flag 13:11 End: 13:15

Monoposto Championship - 1000, 1800, 1600

RACE 11 - SECTOR ANALYSIS



SECTOR 1 = FL to I1, SECTOR 2 = I1 to I2, SECTOR 3 = I2 to FL, DIFF = Difference To Personal Best Lap, P = Crossed Finish Line in Pit Lane, D = Time Disallowed

P19 11 1800 Jill LOVETT		Swift SC99Z					
IDEAL LAP TIME : 1:55.965		BEST LAP TIME : 1:57.345		DIFFERENCE : 1.380			
LAP	SECTOR 1	SECTOR 2	SECTOR 3	LAP TIME	MPH	DIFF	TIME OF DAY
1 -		54.903	28.043	2:10.085	67.33	12.740	13:01:31.559
2 -	37.680	53.936	26.663	1:58.279 (2)	74.06	0.934	13:03:29.838
3 -	37.674	55.899	27.678	2:01.251	72.24	3.906	13:05:31.089
4 -	37.825	53.540	28.748	2:00.113	72.93	2.768	13:07:31.202
5 -	37.109	53.115	28.795	1:59.019 (3)	73.60	1.674	13:09:30.221
6 -	36.365	54.495	26.485	1:57.345 (1)	74.65		13:11:27.566

P20 101 M1000 Max HART		Leystone 1000					
IDEAL LAP TIME : 1:29.116		BEST LAP TIME : 1:29.185		DIFFERENCE : 0.069			
LAP	SECTOR 1	SECTOR 2	SECTOR 3	LAP TIME	MPH	DIFF	TIME OF DAY
1 -		41.882	22.017	1:42.209	85.70	13.024	13:01:03.683
2 -	28.347	40.701	21.629	1:30.677	96.60	1.492	13:02:34.360
3 -	28.231	40.608	21.645	1:30.484	96.81	1.299	13:04:04.844
4 -	28.036	39.816	21.333	1:29.185 (1)	98.22		13:05:34.029
5 -	28.571	40.539	21.772	1:30.882	96.38	1.697	13:07:04.911
6 -	27.992	40.198	21.308	1:29.498 (2)	97.87	0.313	13:08:34.409
7 -	28.021	41.390	21.744	1:31.155	96.09	1.970	13:10:05.564
8 -	28.017	40.498	21.443	1:29.958 (3)	97.37	0.773	13:11:35.522

Monoposto Championship - 1000, 1800, 1600

RACE 11 - BEST SECTORS

SECTOR 1			SECTOR 2			SECTOR 3			IDEAL / BEST COMPARISON						
POS	NO	NAME	TIME	NO	NAME	TIME	NO	NAME	TIME	POS	NO	NAME	IDEAL	BEST	DIFF
													PERFECT LAP	1:26.788	
1	80	GORE	27.453	51	WATTON	38.538	51	WATTON	20.797	1	80	GORE	1:26.985	1:27.125	0.140
2	51	WATTON	27.705	80	GORE	38.714	80	GORE	20.818	2	51	WATTON	1:27.040	1:27.278	0.238
3	101	HART	27.992	101	HART	39.816	101	HART	21.308	3	101	HART	1:29.116	1:29.185	0.069
4	29	WARD	28.493	29	WARD	39.991	29	WARD	21.675	4	29	WARD	1:30.159	1:30.254	0.095
5	471	LEVY	29.135	98	SHEPHERD	40.038	471	LEVY	21.805	5	471	LEVY	1:31.377	1:31.832	0.455
6	39	HURRAN	29.218	39	HURRAN	40.215	39	HURRAN	21.952	6	39	HURRAN	1:31.385	1:31.884	0.499
7	98	SHEPHERD	29.258	471	LEVY	40.437	98	SHEPHERD	22.143	7	98	SHEPHERD	1:31.439	1:31.774	0.335
8	18	WAITE	29.680	18	WAITE	41.221	18	WAITE	22.235	8	18	WAITE	1:33.136	1:33.411	0.275
9	83	WHEAL	29.937	83	WHEAL	41.970	83	WHEAL	22.338	9	83	WHEAL	1:34.245	1:34.746	0.501
10	12	DAVIS	30.645	48	MCCOURT	43.014	48	MCCOURT	23.475	10	12	DAVIS	1:37.446	1:37.664	0.218
11	117	LORD	31.023	12	DAVIS	43.278	12	DAVIS	23.523	11	48	MCCOURT	1:37.606	1:37.606	0.000
12	161	HOSKINS	31.088	117	LORD	43.881	161	HOSKINS	23.778	12	117	LORD	1:38.685	1:39.206	0.521
13	48	MCCOURT	31.117	161	HOSKINS	44.626	117	LORD	23.781	13	161	HOSKINS	1:39.492	1:40.070	0.578
14	30	CARTMELL	31.506	111	WILLIAMS	45.254	111	WILLIAMS	24.370	14	111	WILLIAMS	1:41.534	1:42.166	0.632
15	111	WILLIAMS	31.910	7	FERN	45.386	7	FERN	24.373	15	30	CARTMELL	1:41.536	1:42.025	0.489
16	7	FERN	31.932	30	CARTMELL	45.623	30	CARTMELL	24.407	16	7	FERN	1:41.691	1:42.154	0.463
17	81	MCLAY	33.090	81	MCLAY	46.614	81	MCLAY	24.715	17	81	MCLAY	1:44.419	1:44.419	0.000
18	47	JONES	35.527	47	JONES	50.289	11	LOVETT	26.485	18	47	JONES	1:52.320	1:52.534	0.214
19	11	LOVETT	36.365	17	LOVETT	52.685	47	JONES	26.504	19	11	LOVETT	1:55.965	1:57.345	1.380
20	17	LOVETT	37.299	11	LOVETT	53.115	17	LOVETT	27.591	20	17	LOVETT	1:57.575	1:58.341	0.766

Weather / Track : Cloudy / Dry

Results can be found at www.tsl-timing.com

Brands Hatch GP
 Circuit Length = 2.4332 miles
 Start: 12:59 Flag 13:11 End: 13:15

Printed - 13:17 Sunday, 01 September 2019

Monoposto Championship - 1000, 1800, 1600

RACE 11 - LAP CHART

LAP 1 @ 13:00:54.169			LAP 2 @ 13:02:23.741			LAP 3 @ 13:03:50.866			LAP 4 @ 13:05:18.428			LAP 5 @ 13:06:45.713		
NO	BEHIND	LAP TIME	NO	BEHIND	LAP TIME	NO	BEHIND	LAP TIME	NO	BEHIND	LAP TIME	NO	BEHIND	LAP TIME
51		1:32.695	80		1:29.257	80		1:27.125	80		1:27.562	80		1:27.285
80	0.315	1:33.010	51	0.320	1:29.892	51	0.927	1:27.732	51	5.335	1:31.970	51	6.195	1:28.145
29	5.211	1:37.906	29	7.098	1:31.459	29	11.721	1:31.748	17	1 Lap	2:00.279	101	19.198	1:30.882
39	5.580	1:38.275	39	8.615	1:32.607	39	13.890	1:32.400	11	1 Lap	2:01.251	29	20.535	1:33.152
101	9.514	1:42.209	101	10.619	1:30.677	101	13.978	1:30.484	29	14.668	1:30.509	47	1 Lap	1:54.200
83	12.837	1:45.532	83	20.422	1:37.157	471	28.984	1:33.170	101	15.601	1:29.185	39	25.943	1:33.628
161	18.541	1:51.236	471	22.939	1:33.682	83	29.269	1:35.972	39	19.600	1:33.272	471	39.707	1:33.390
48	18.810	1:51.505	98	27.863	1:34.493	98	32.757	1:32.019	471	33.602	1:32.180	98	41.939	1:31.774
471	18.829	1:51.524	48	28.478	1:39.240	48	41.103	1:39.750	83	37.095	1:35.388	17	1 Lap	1:58.988
117	19.612	1:52.307	117	31.038	1:40.998	117	43.263	1:39.350	98	37.450	1:32.255	83	44.958	1:35.148
111	21.151	1:53.846	161	31.751	1:42.782	161	44.959	1:40.333	48	51.147	1:37.606	11	1 Lap	2:00.113
7	22.129	1:54.824	111	33.897	1:42.318	18	48.729	1:35.667	117	54.999	1:39.298	18	1:02.586	1:34.405
98	22.942	1:55.637	7	34.953	1:42.396	111	48.938	1:42.166	18	55.466	1:34.299	48	1:03.127	1:39.265
30	24.621	1:57.316	30	40.057	1:45.008	7	49.982	1:42.154	161	57.467	1:40.070	117	1:06.920	1:39.206
81	26.728	1:59.423	12	40.081	1:39.839	12	52.584	1:39.628	111	1:03.806	1:42.430	161	1:10.495	1:40.313
12	29.814	2:02.509	18	40.187	1:35.631	30	58.192	1:45.260	12	1:04.608	1:39.586	12	1:15.435	1:38.112
47	32.090	2:04.785	81	42.546	1:45.390	81	59.840	1:44.419	7	1:04.609	1:42.189	111	1:18.810	1:42.289
18	34.128	2:06.823	47	57.007	1:54.489	47	1:22.416	1:52.534	30	1:14.562	1:43.932	7	1:19.481	1:42.157
17	35.439	2:08.134	17	1:05.901	2:00.034				81	1:19.382	1:47.104			
11	37.390	2:10.085	11	1:06.097	1:58.279									

Weather / Track : Cloudy / Dry

Brands Hatch GP

Circuit Length = 2.4332 miles

Start: 12:59 Flag 13:11 End: 13:15

Monoposto Championship - 1000, 1800, 1600

RACE 11 - LAP CHART

LAP 6 @ 13:08:13.795			LAP 7 @ 13:09:41.977			LAP 8 @ 13:11:10.555		
NO	BEHIND	LAP TIME	NO	BEHIND	LAP TIME	NO	BEHIND	LAP TIME
80		1:28.082	80		1:28.182	80		1:28.578
30	1 Lap	1:43.080	51	5.208	1:27.999	117	1 Lap	1:40.179
51	5.391	1:27.278	111	1 Lap	1:43.092	51	5.900	1:29.270
81	1 Lap	1:46.000	7	1 Lap	1:42.890	161	1 Lap	1:40.518
101	20.614	1:29.498	30	1 Lap	1:42.125	12	1 Lap	1:39.309
29	24.013	1:31.560	101	23.587	1:31.155	17	2 Laps	1:58.341
39	29.745	1:31.884	29	26.557	1:30.726	11	2 Laps	1:57.345
471	44.071	1:32.446	81	1 Lap	1:46.115	111	1 Lap	1:42.485
98	46.747	1:32.890	39	33.453	1:31.890	7	1 Lap	1:42.503
47	1 Lap	1:53.723	471	48.158	1:32.269	101	24.967	1:29.958
83	52.328	1:35.452	98	53.357	1:34.792	29	28.233	1:30.254
18	1:10.223	1:35.719	83	59.280	1:35.134	30	1 Lap	1:42.025
17	1 Lap	1:58.567	47	1 Lap	1:53.303	39	37.725	1:32.850
48	1:16.223	1:41.178	18	1:16.077	1:34.036	81	1 Lap	1:46.224
11	1 Lap	1:59.019	48	1:27.661	1:39.620	471	51.412	1:31.832
117	1:18.244	1:39.406				98	1:00.937	1:36.158
161	1:22.552	1:40.139				83	1:05.448	1:34.746
12	1:25.017	1:37.664				18	1:20.910	1:33.411
						47	1 Lap	1:54.201
						48	1:38.571	1:39.488

Weather / Track : Cloudy / Dry

Monoposto Championship - 1000, 1800, 1600

RACE 11 - STATISTICS

Competitors Started 20
Planned Start 2019-09-01 @ 13:00:00.000
Actual Start 2019-09-01 @ 12:59:21.473
Finish Time 2019-09-01 @ 13:11:10.554
Track Length 2.4332mi.
Total Laps 148
Total Distance Covered 360.1268mi.

Session Fastest Lap History

NO	CL	NAME	LAP TIME	TIME OF DAY	LAP	VEHICLE
51	M1000	Michael WATTON	1:32.695	13:00:54.185	1	Jedi Mk 6
80	M1000	Dan GORE	1:29.257	13:02:23.758	2	Jedi MK 6
80	M1000	Dan GORE	1:27.125	13:03:50.882	3	Jedi MK 6

Session Leader History

NO	CL	NAME	FROM LAP	LAPS LED	DISTANCE	VEHICLE
51	M1000	Michael WATTON	1	1	2.43 miles	Jedi Mk 6
80	M1000	Dan GORE	2	7	17.03 miles	Jedi MK 6

Flag History

TYPE	TIME OF DAY
GREEN	12:59:21.473
FINISH	13:11:10.554

Flag Statistics

TYPE	COUNT	TOTAL LAPS	TOTAL TIME
Green	1	8	16:25.479
Red	0	0	0.000
Safety Car	0	0	0.000
FCY	0	0	0.000

Weather / Track : Cloudy / Dry

These results are provisional until the conclusion of any judicial and technical matters.

Brands Hatch GP

Circuit Length = 2.4332 miles

Start: 12:59 Flag 13:11 End: 13:15

Clerk Of Course :

Timekeeper :

Monoposto Championship - 1000, 1800, 1600

RACE 11 - STATISTICS

CLASS : M1000

11 Starters

Fastest Lap History

NO	NAME	LAP TIME	TIME OF DAY	LAP	VEHICLE
51	Michael WATTON	1:32.695	13:00:54.185	1	Jedi Mk 6
80	Dan GORE	1:29.257	13:02:23.758	2	Jedi MK 6
80	Dan GORE	1:27.125	13:03:50.882	3	Jedi MK 6

Leader History

NO	NAME	FROM LAP	LAPS LED	DISTANCE	VEHICLE
51	Michael WATTON	1	1	2.43 miles	Jedi Mk 6
80	Dan GORE	2	7	17.03 miles	Jedi MK 6

Weather / Track : Cloudy / Dry

These results are provisional until the conclusion of any judicial and technical matters.

Brands Hatch GP

Circuit Length = 2.4332 miles

Start: 12:59 Flag 13:11 End: 13:15

Clerk Of Course :

Timekeeper :

Monoposto Championship - 1000, 1800, 1600

RACE 11 - STATISTICS

CLASS : 1800

8 Starters

Fastest Lap History

NO	NAME	LAP TIME	TIME OF DAY	LAP	VEHICLE
161	Julian HOSKINS	1:51.236	13:01:12.716	1	Vector TF93Z
117	Chris LORD	1:40.998	13:02:54.794	2	Van Diemen RF82
12	Phil DAVIS	1:39.839	13:03:03.822	2	Van Diemen RF98
117	Chris LORD	1:39.350	13:04:34.144	3	Van Diemen RF82
117	Chris LORD	1:39.298	13:06:13.444	4	Van Diemen RF82
117	Chris LORD	1:39.206	13:07:52.647	5	Van Diemen RF82
12	Phil DAVIS	1:38.112	13:08:01.173	5	Van Diemen RF98
12	Phil DAVIS	1:37.664	13:09:38.838	6	Van Diemen RF98

Leader History

NO	NAME	FROM LAP	LAPS LED	DISTANCE	VEHICLE
161	Julian HOSKINS	1	1	2.43 miles	Vector TF93Z
117	Chris LORD	2	6	14.59 miles	Van Diemen RF82

Weather / Track : Cloudy / Dry

These results are provisional until the conclusion of any judicial and technical matters.

Brands Hatch GP

Circuit Length = 2.4332 miles

Start: 12:59 Flag 13:11 End: 13:15

Clerk Of Course :

Timekeeper :

Monoposto Championship - 1000, 1800, 1600

RACE 11 - STATISTICS

CLASS : 1600

1 Starters

Fastest Lap History

NO	NAME	LAP TIME	TIME OF DAY	LAP	VEHICLE
7	Geoff FERN	1:54.824	13:01:16.299	1	Van Diemen RF89
7	Geoff FERN	1:42.396	13:02:58.695	2	Van Diemen RF89
7	Geoff FERN	1:42.154	13:04:40.848	3	Van Diemen RF89

Leader History

NO	NAME	FROM LAP	LAPS LED	DISTANCE	VEHICLE
7	Geoff FERN	1	7	17.03 miles	Van Diemen RF89

Weather / Track : Cloudy / Dry

These results are provisional until the conclusion of any judicial and technical matters.

Brands Hatch GP

Circuit Length = 2.4332 miles

Start: 12:59 Flag 13:11 End: 13:15

Clerk Of Course :

Timekeeper :